

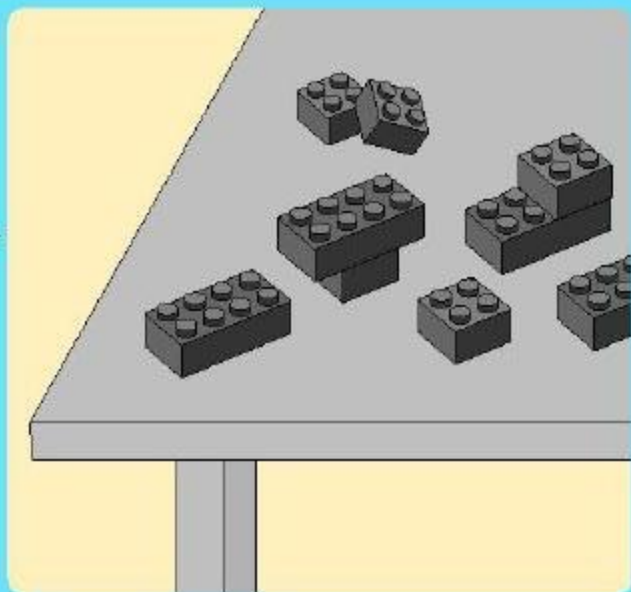



CREATOR

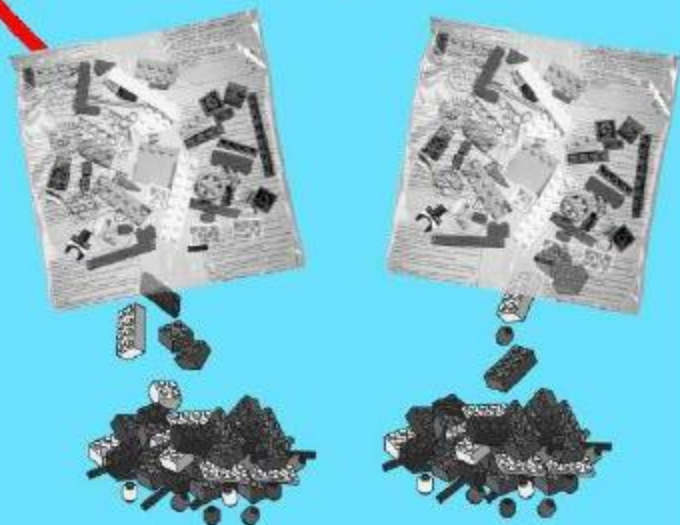
4998



1



2





1x

1



2x

1x

2



3x

1x

3



1x

2x

4





1x



2x

5



2x



1x

6



2x



1x

7



1x

8





9



10



11



12





1x

1



2x



2x

2



1x

3



1x



1x

4





2x



2x

5

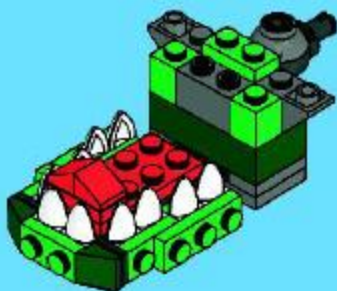


1x

6



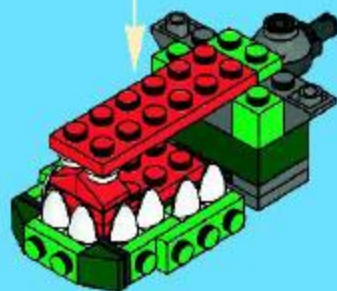
7



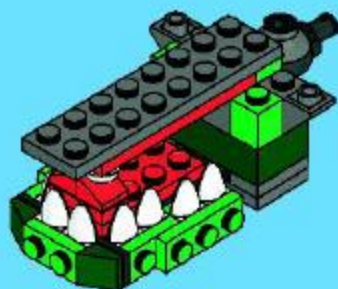


2x

8



9

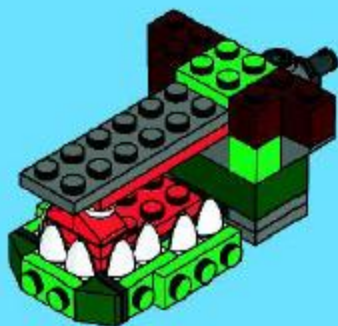


2x



1x

10




2x



1x

11





2x

12

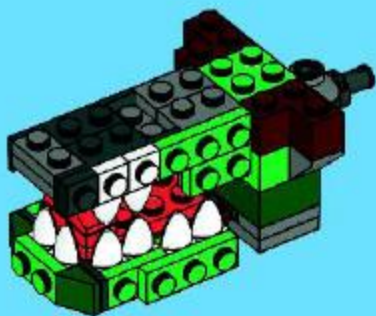


1x



2x

14

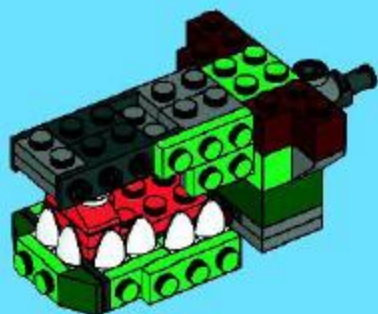


1x



1x

13

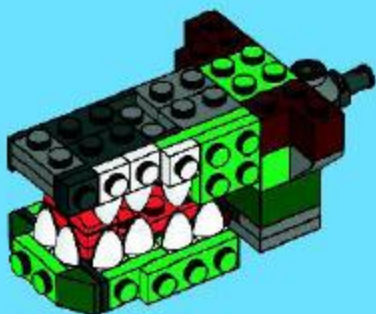


1x



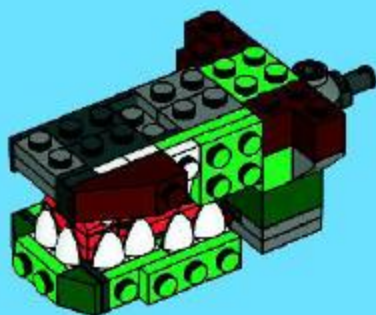
1x

15

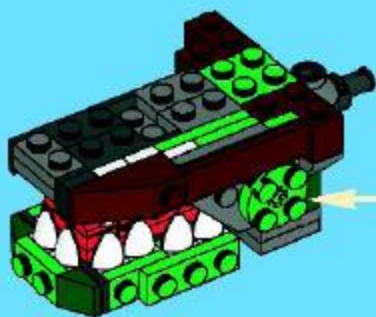
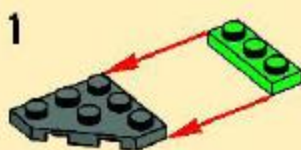




16



17



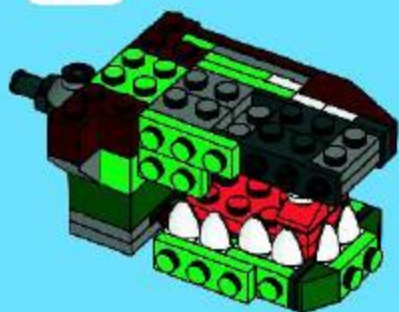


1x



1x

18

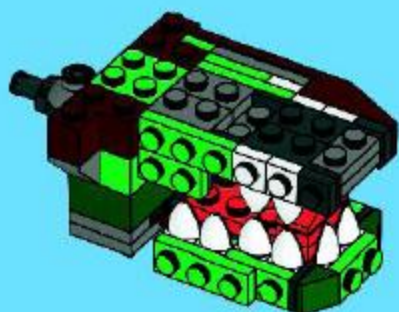


2x



1x

19

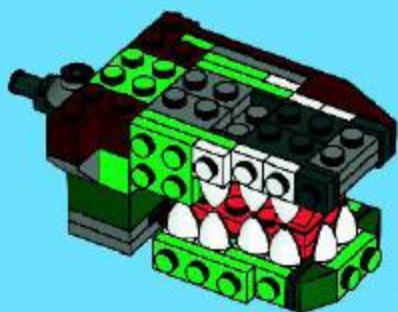


1x



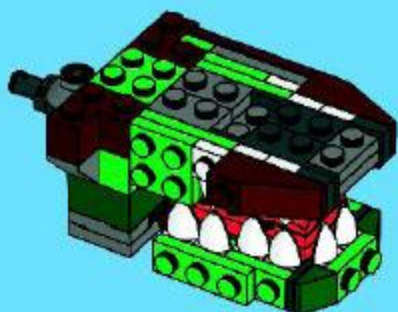
1x

20




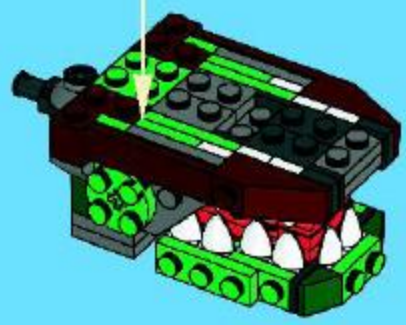
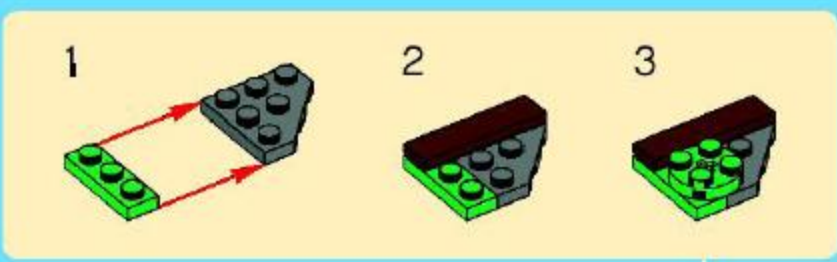
1x

21





22



23





2x



2x

24



2x



2x

26



1x



1x



2x



2x

25



2x



1x

27





28



29



30

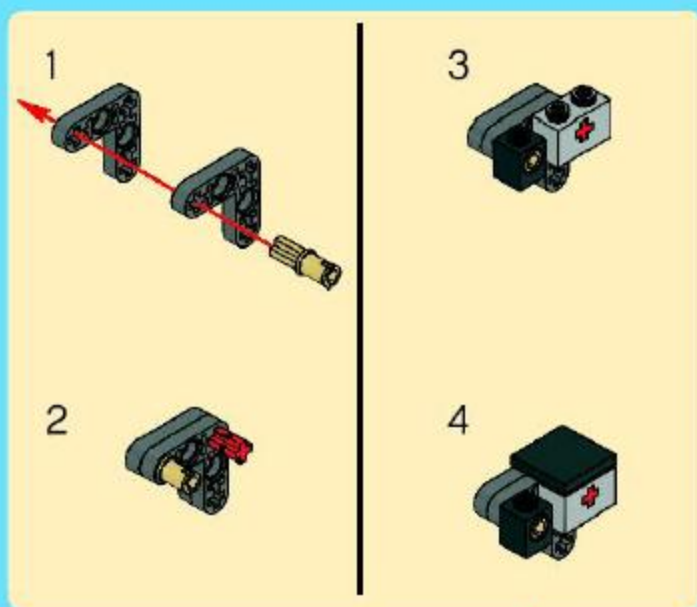


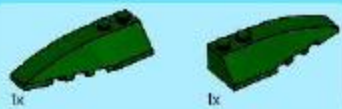
31





32





33



34

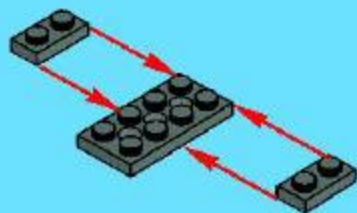


35





1



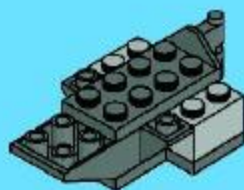
2



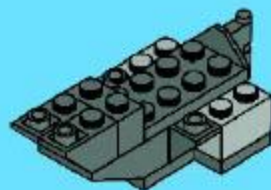
3



4



5



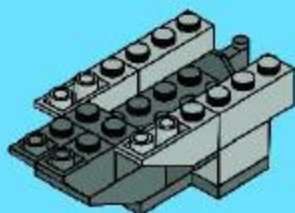


2x



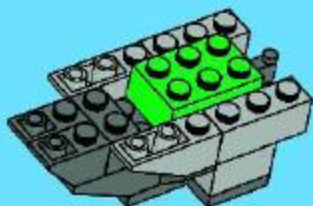
2x

6



1x

7

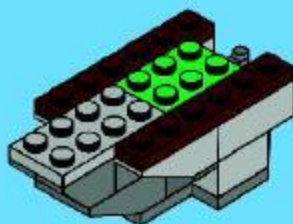


2x



1x

8



2x



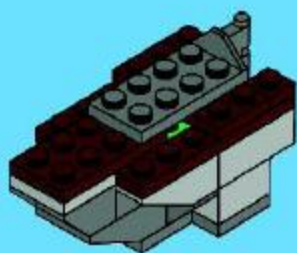
2x

9

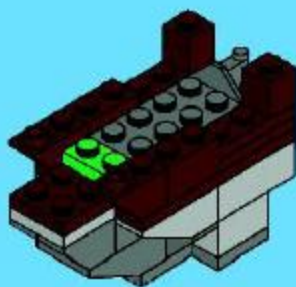




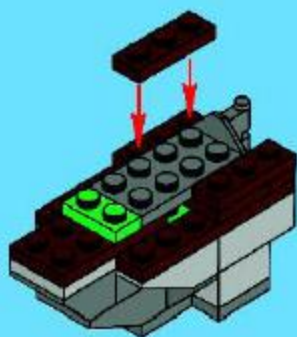
10



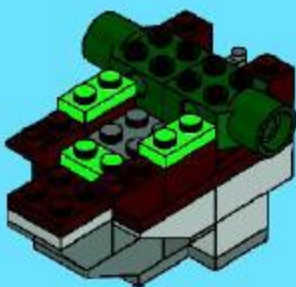
12



11


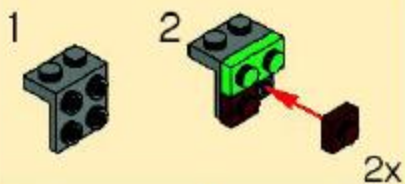


13

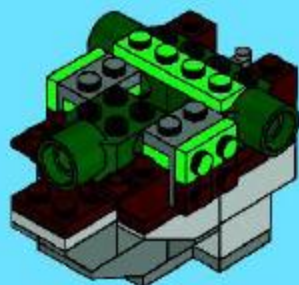




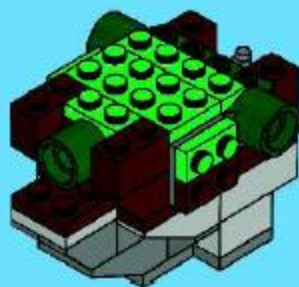
14



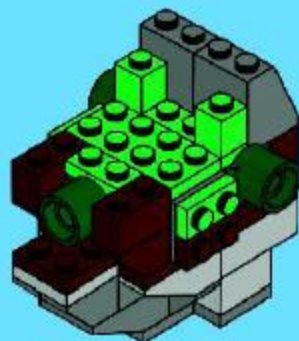
15

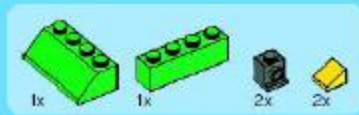


16

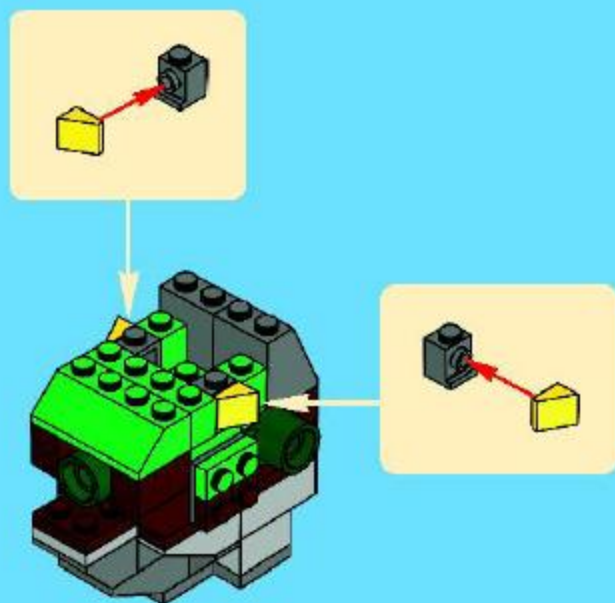


17

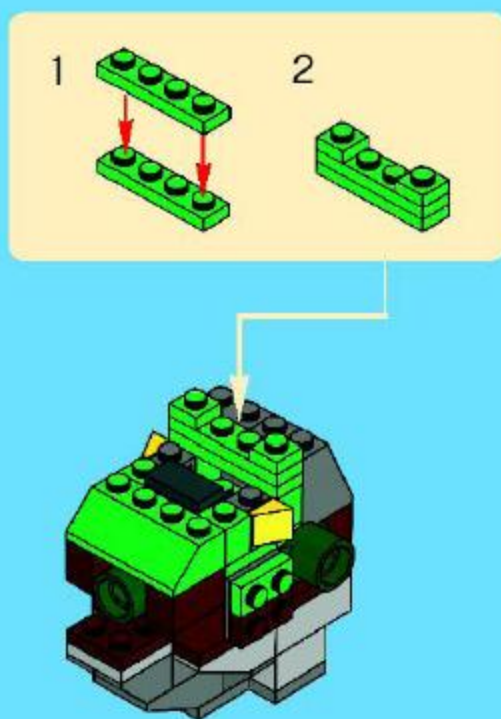




18



19





1x



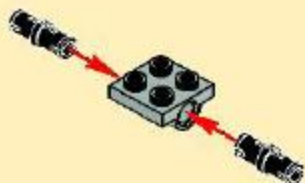
2x



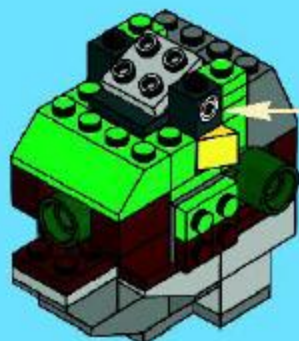
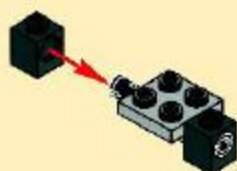
2x

20

1



2

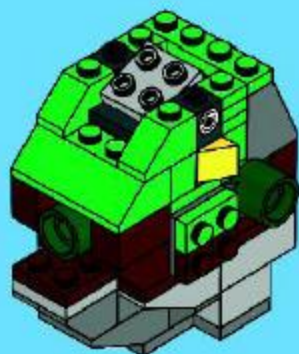


1x



2x

21






1x



2x

22



2x



1x



2x

23

1

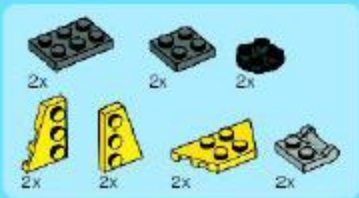


2


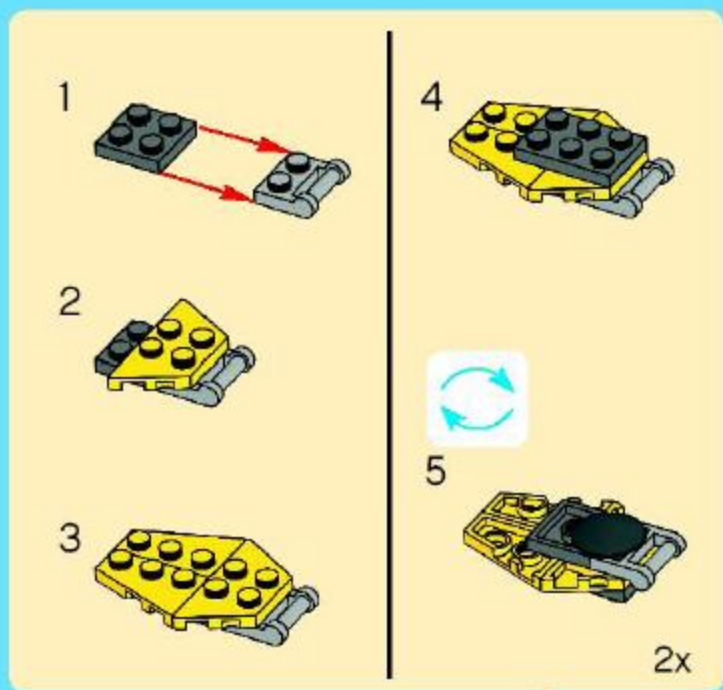


3





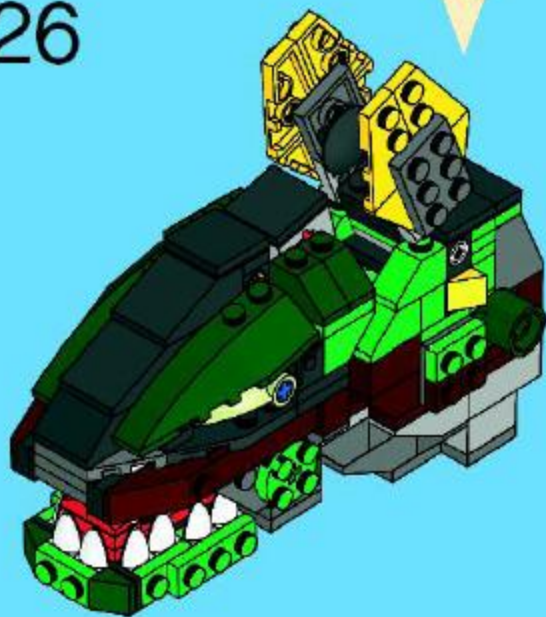
24




25



26


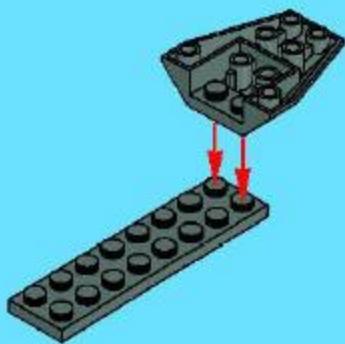




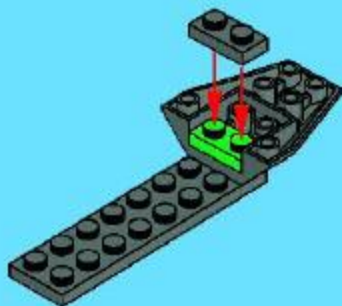
1



2



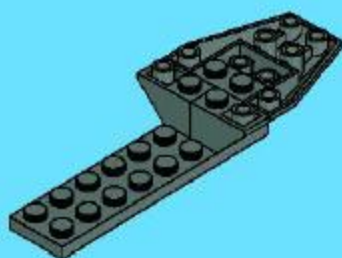
3






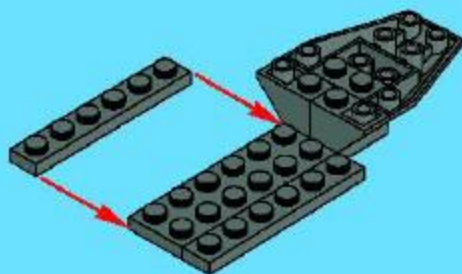
2x

4



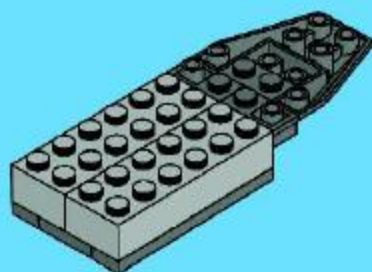
2x

5



2x

6

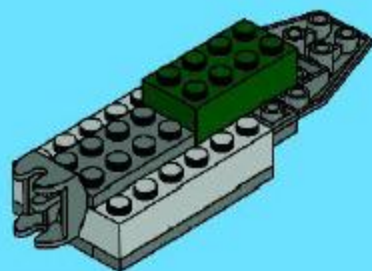


1x



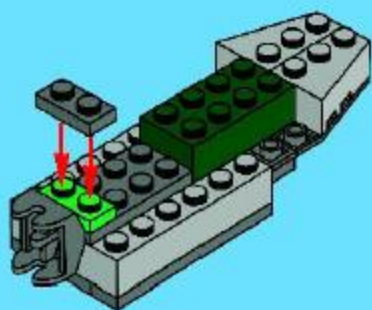
1x

7

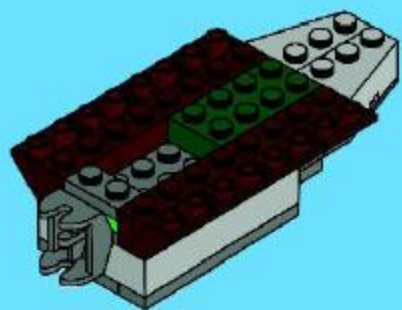




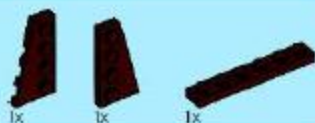

8



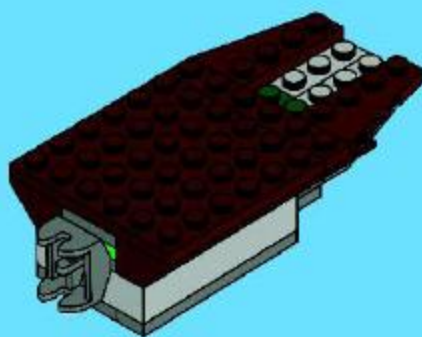
9



10

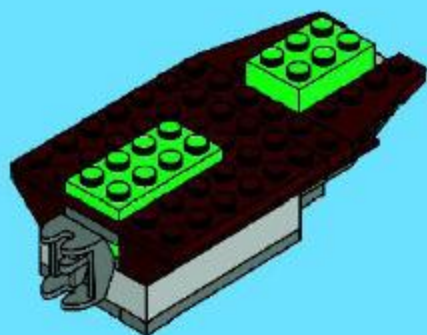


11

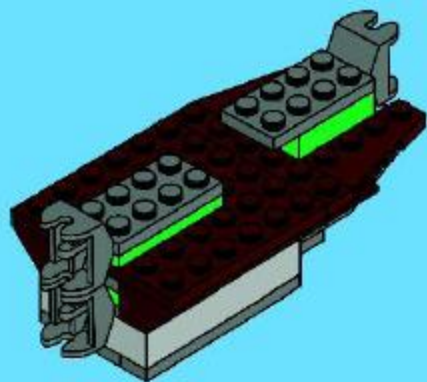




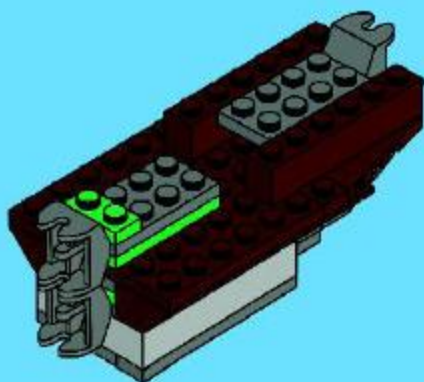
12



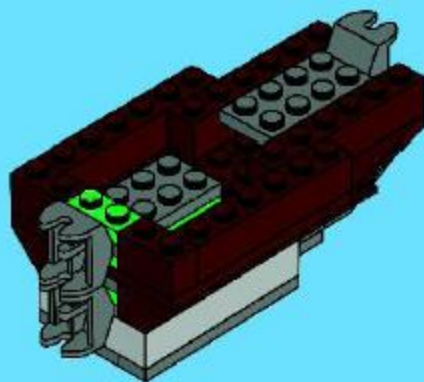
13

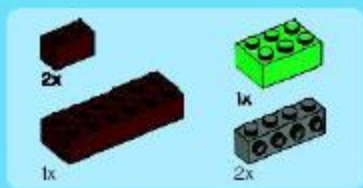


14

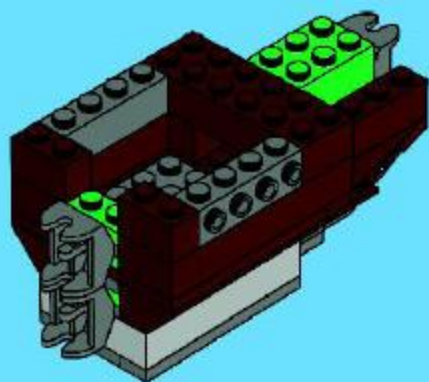


15

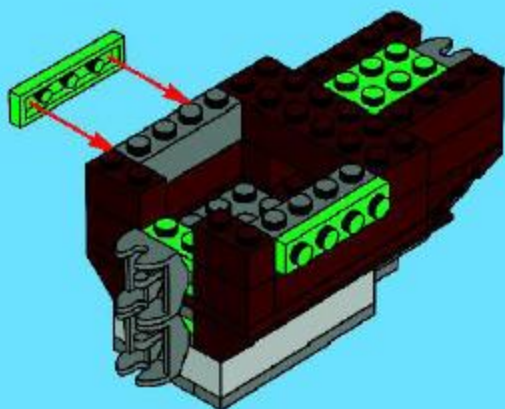




16

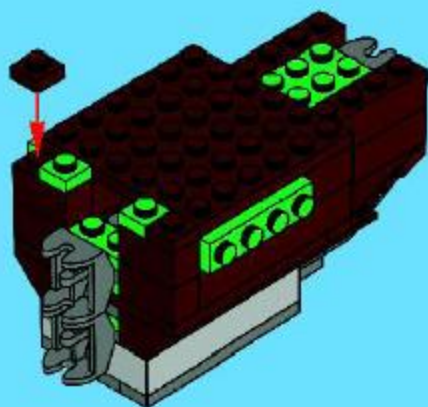


17




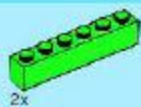


18



19



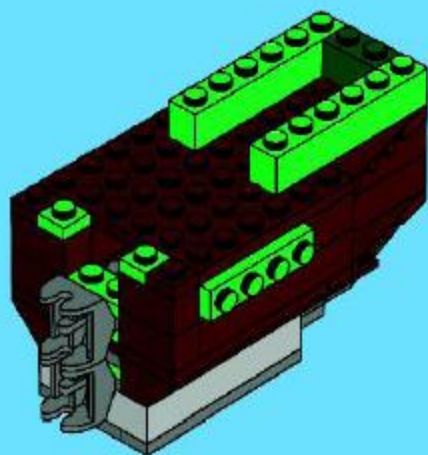


2x



1x

20

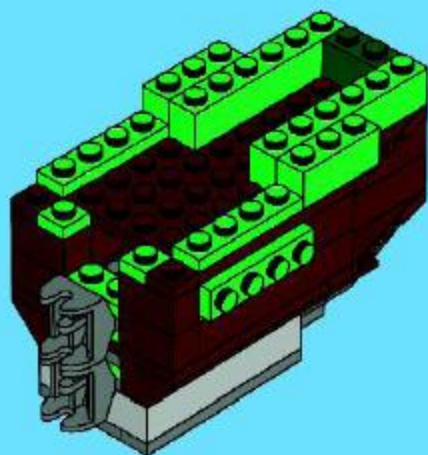


2x



2x

21



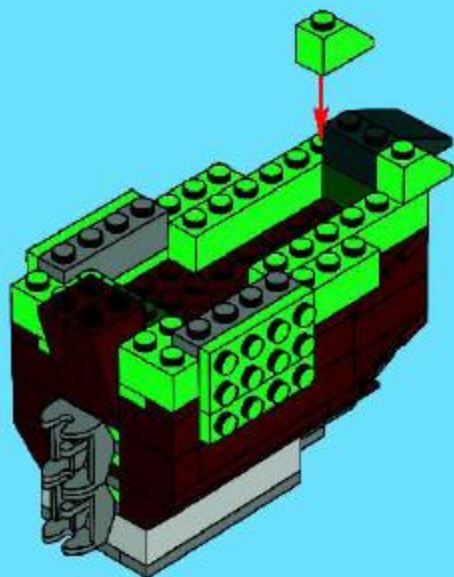


2x

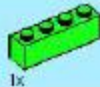


1x

24



2x

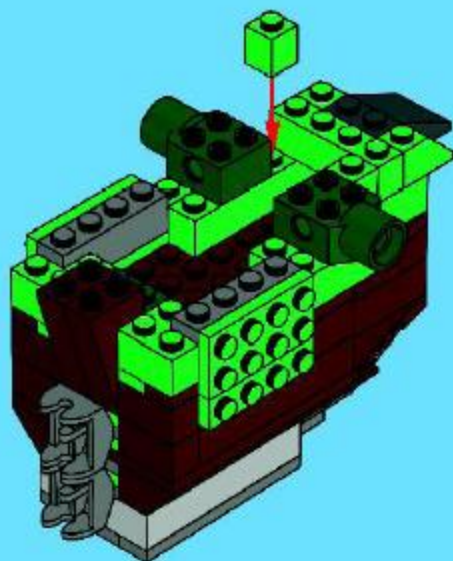


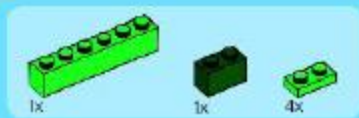
1x



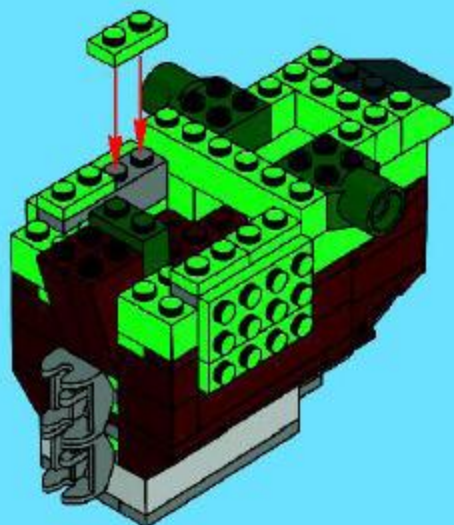
2x

25

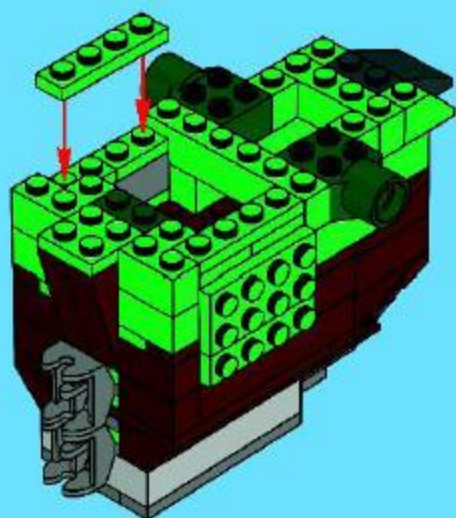





26

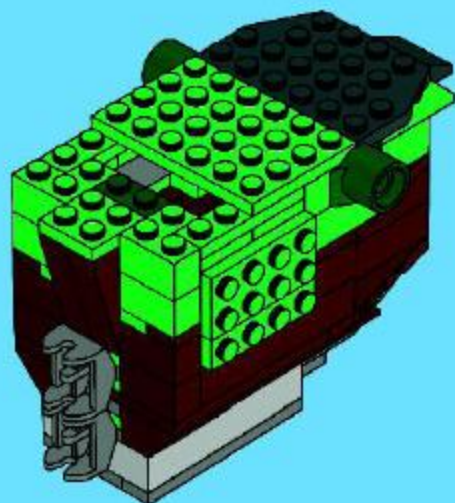


27






28



29



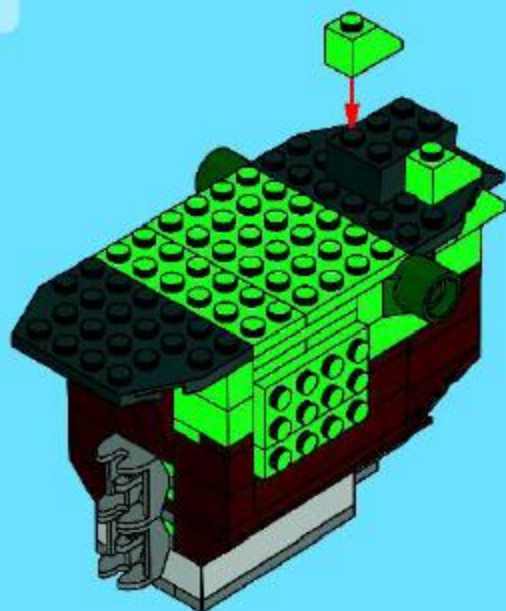


1x



2x

30

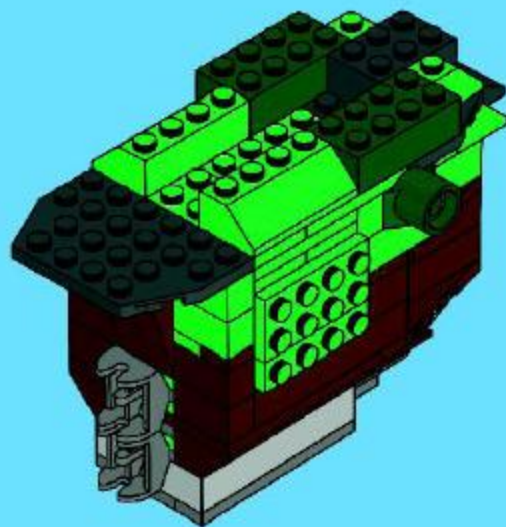


2x



2x

31





1x

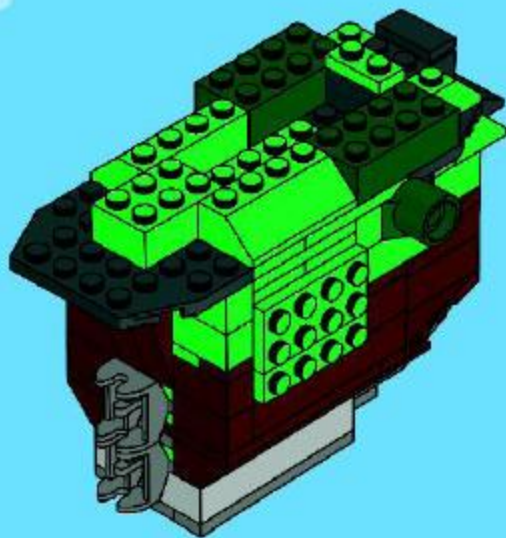


1x




1x

32



1x



1x

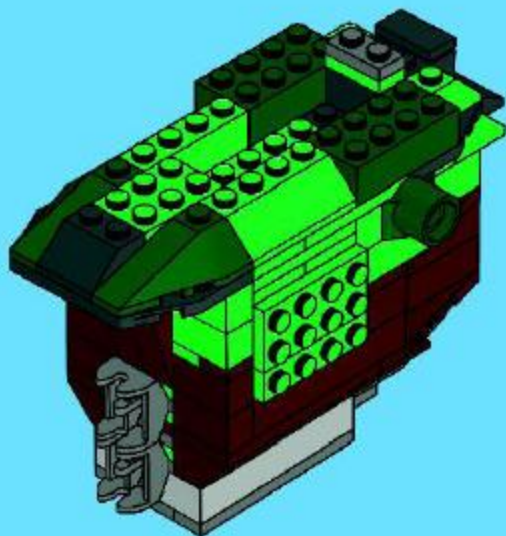


1x



1x

33





1x


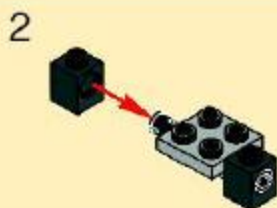
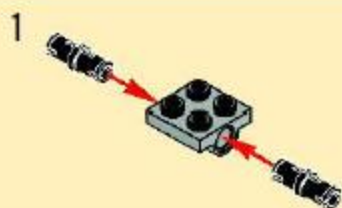


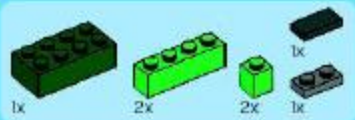
2x




2x

34






35



36




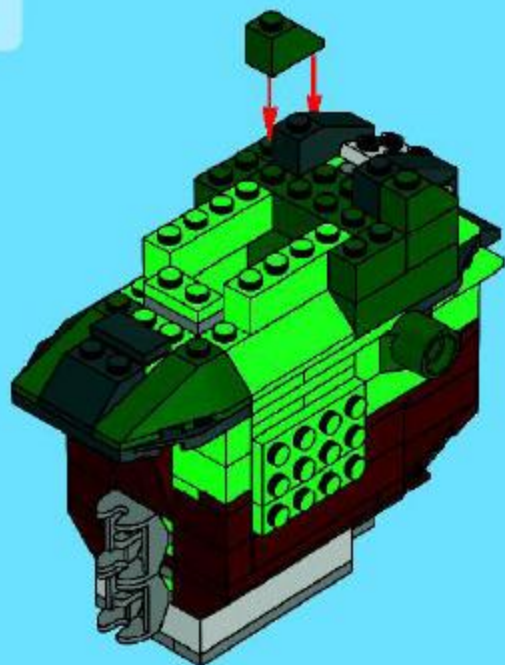


2x

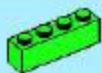


2x

37



1x




1x



2x

38



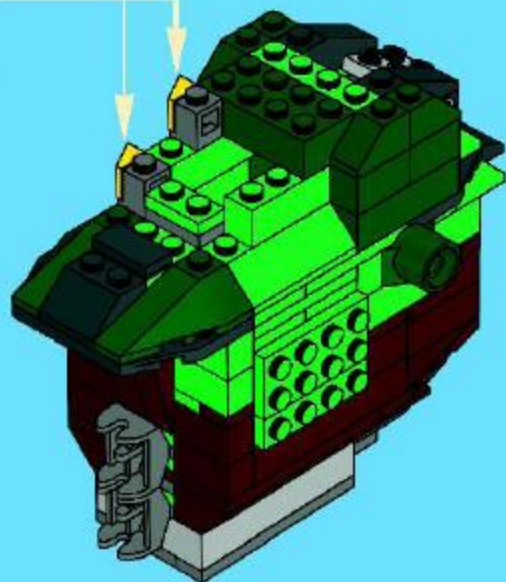
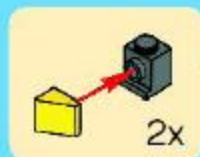


2x



2x

39

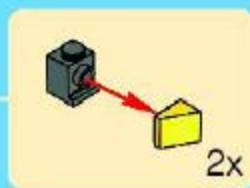
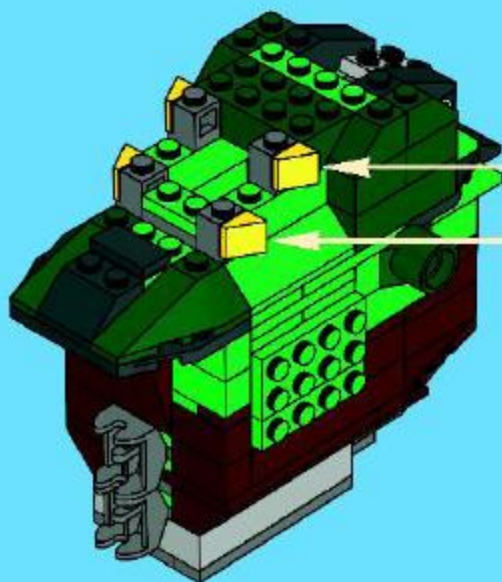


2x



2x

40





1x


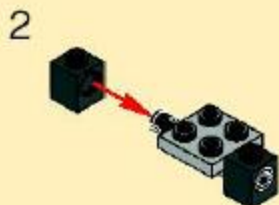
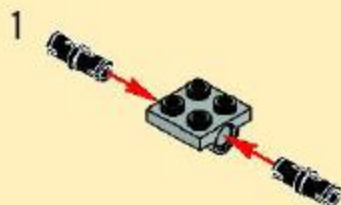


2x



2x

41






2x



2x

42



2x

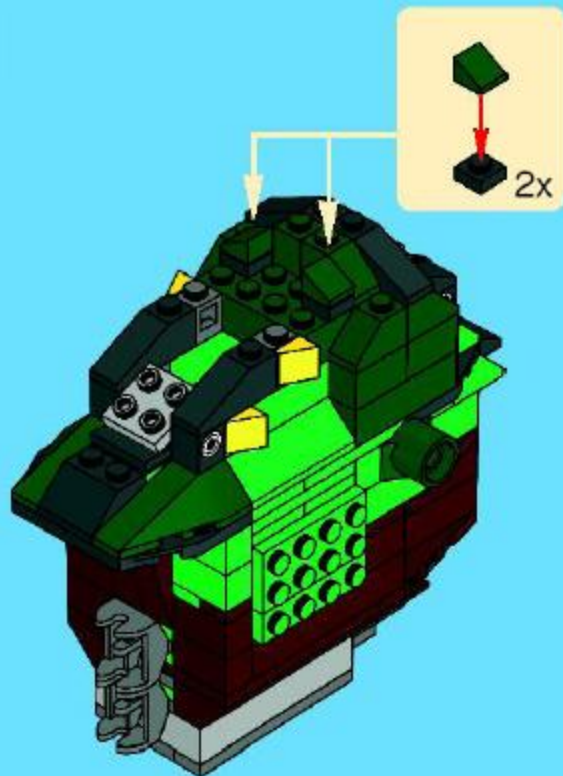


2x



2x

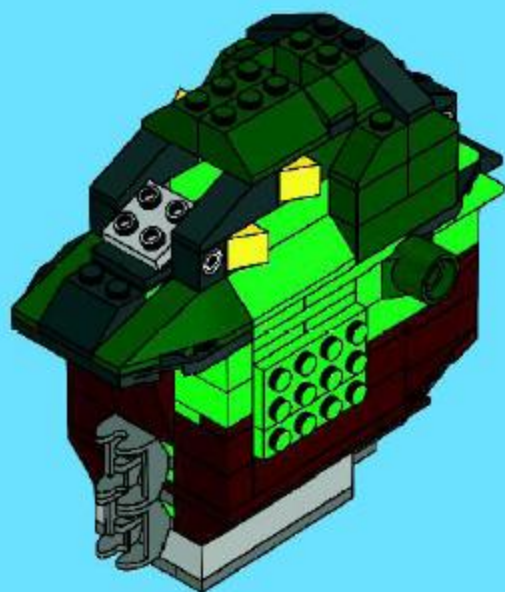
43





2x

44

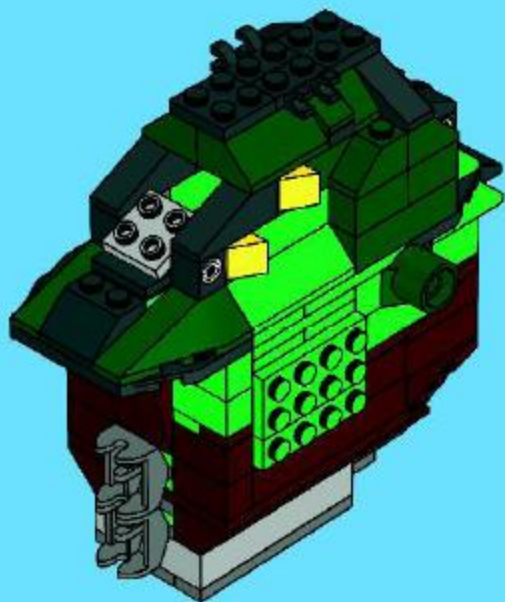


2x



2x


45





2x

46



2x



4x



4x

47

1



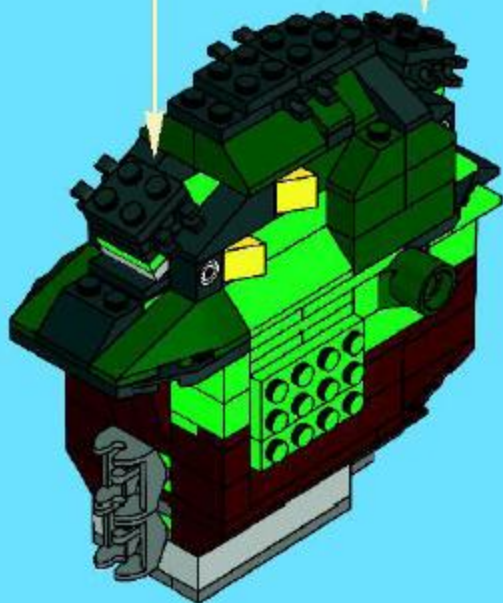
2



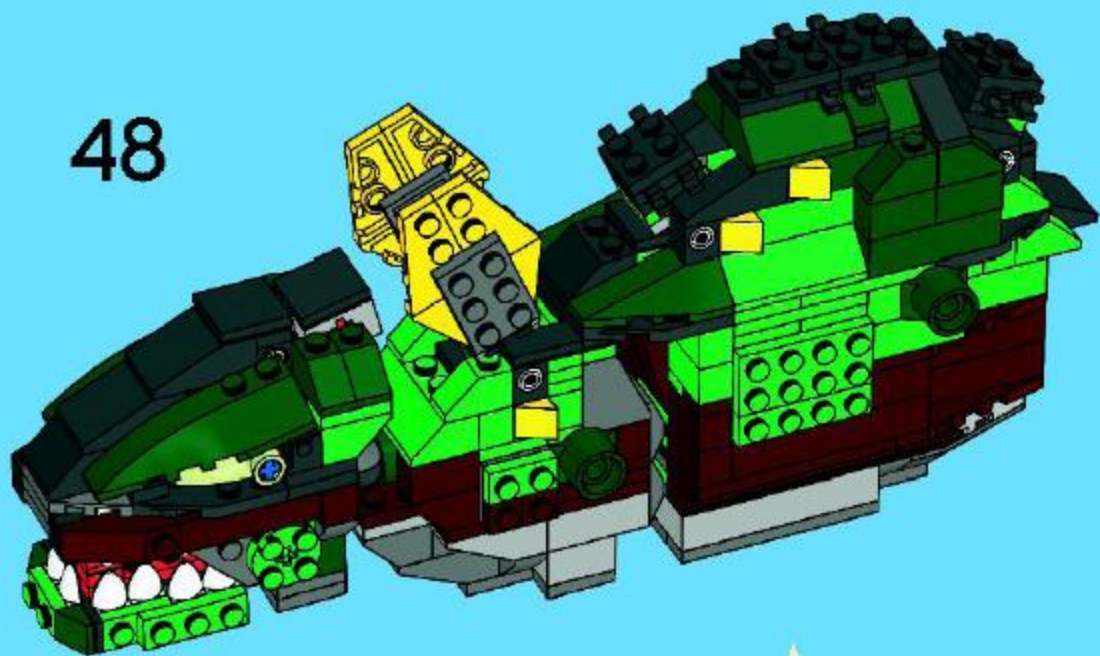
3




2x

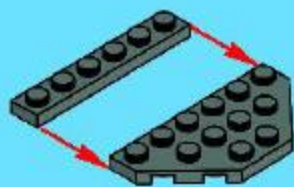


48






1



2



3



4





1x



1x

5



1x



1x

6



3x


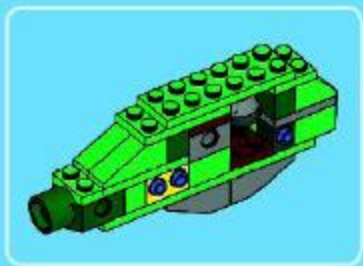
7



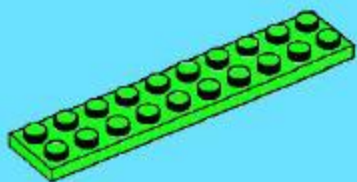
1x

8

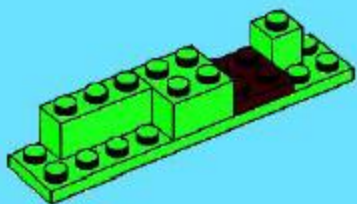




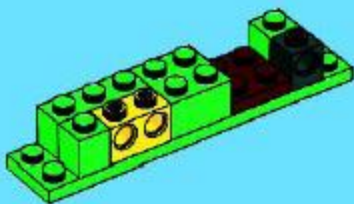
1



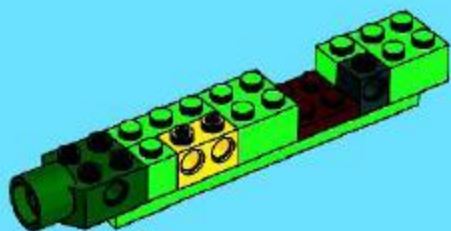
2



3



4



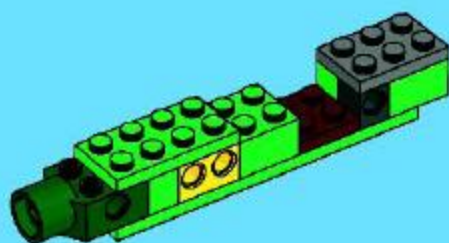


1x



1x

5

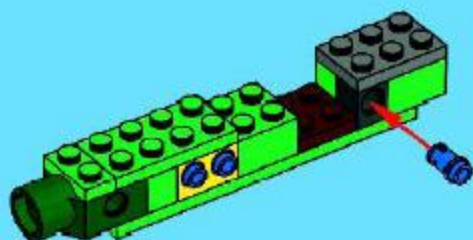


1x



3x

6

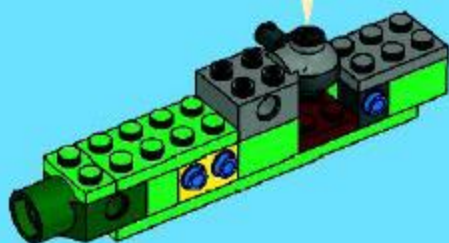


1x



1x

7



2x



1x

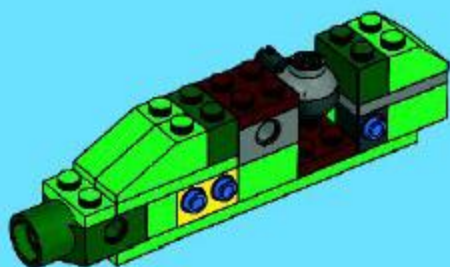


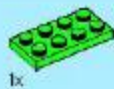
2x



1x

8




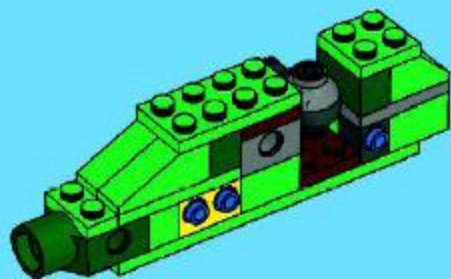


1x



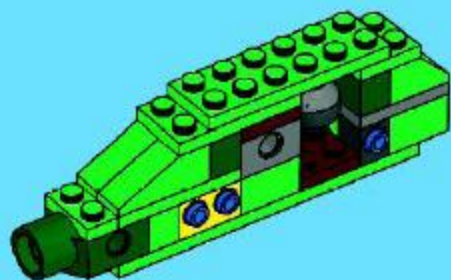
1x

9



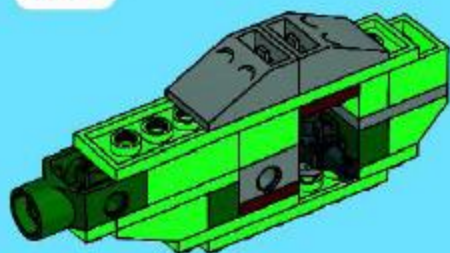
1x

10

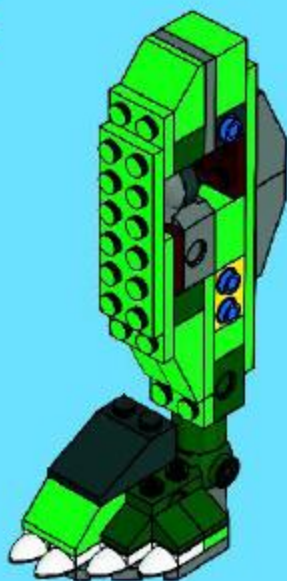


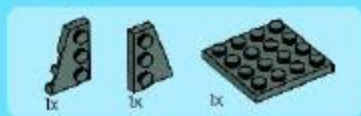
2x

11

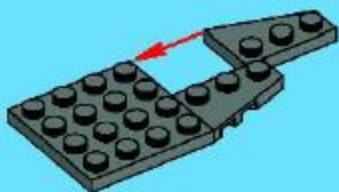


12






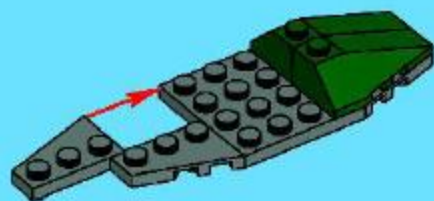
1



2



3



4





1x

5

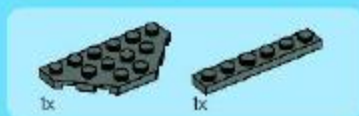


6

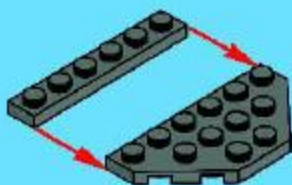


7





1



2



3



4



5



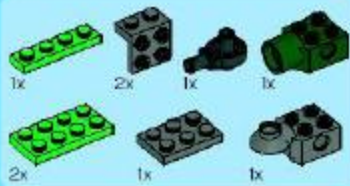
6



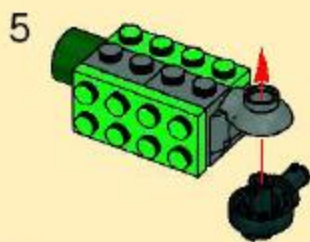
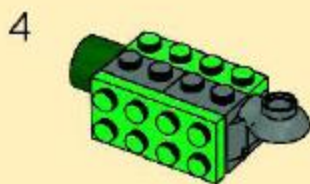

3x

1x

7

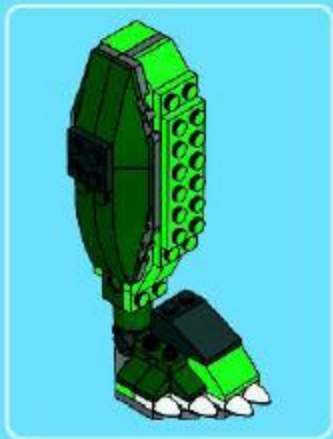


8


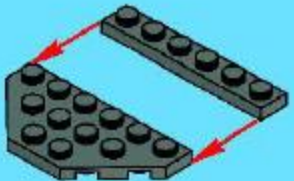


9






1



2



3



4





1x



1x

5



1x



1x

6



3x


7



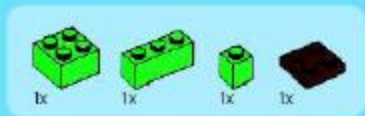
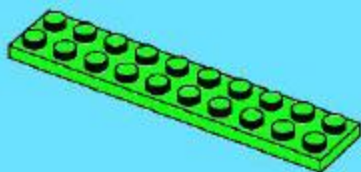
1x

8

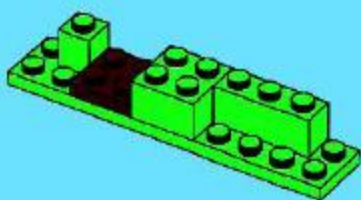




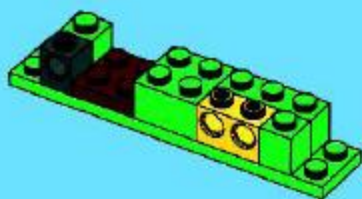
1



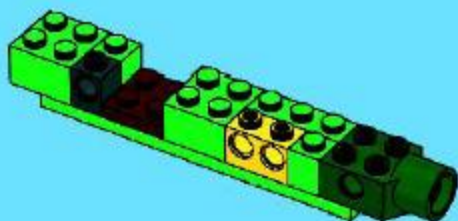
2



3



4



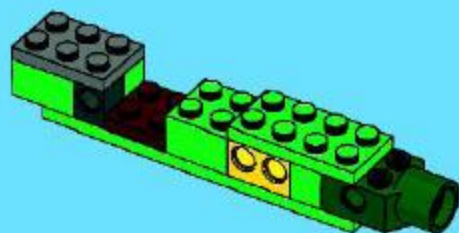


1x



1x

5

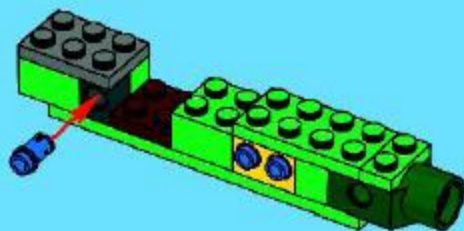


1x



3x

6



1x



1x

7



2x



1x

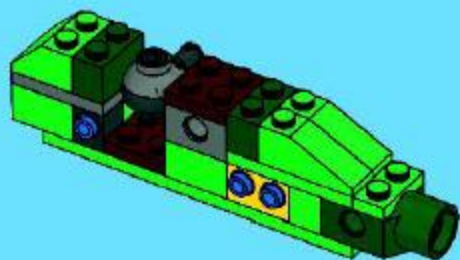


2x



1x

8




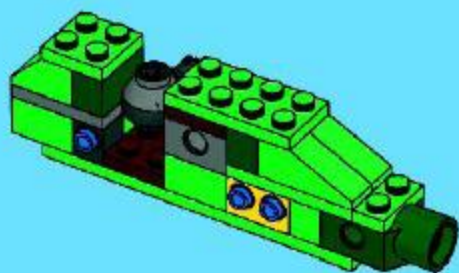


1x



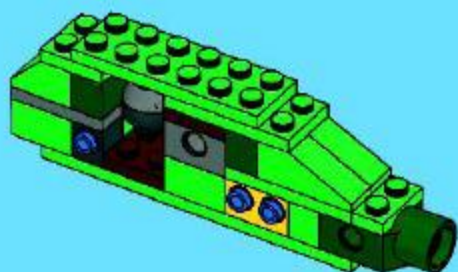
1x

9



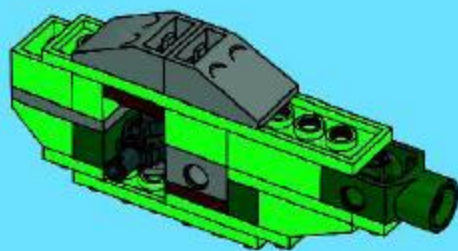
1x

10

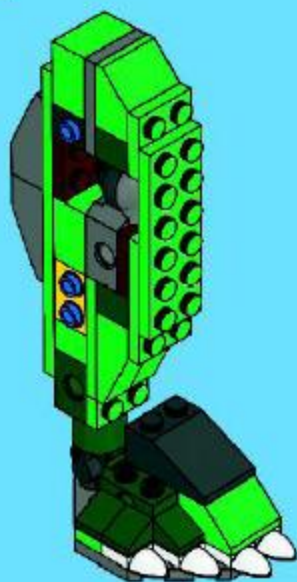


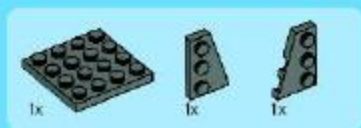
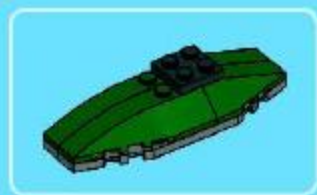
2x

11

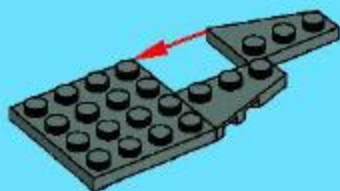


12





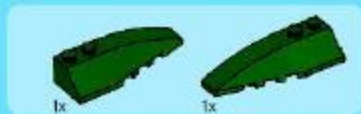
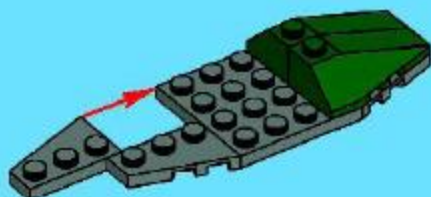
1



2



3



4



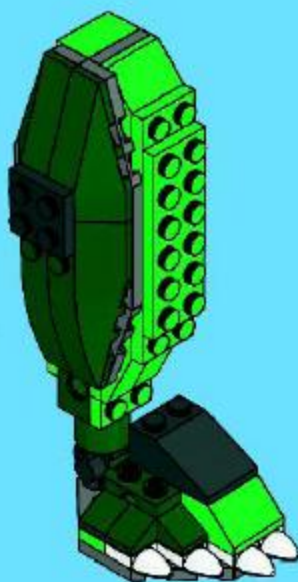


1x

5



6

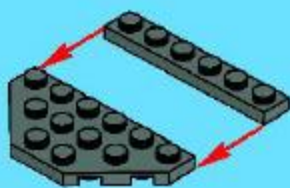


7






1



2



3



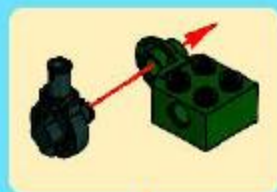
4



5



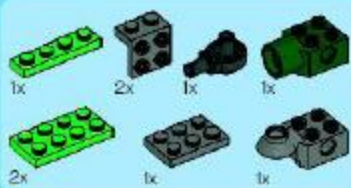
6



3x

1x

7



8

1



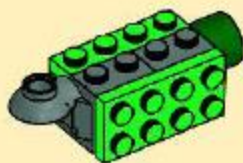
2



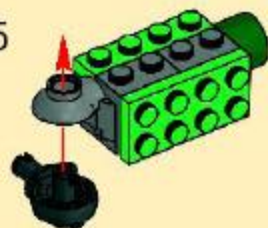
3




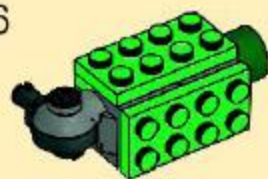
4



5



6



9





1x

1




1x

2



2x

3



1x




2x

4

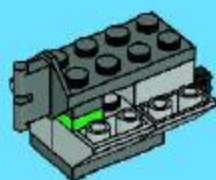




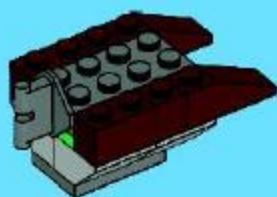
5



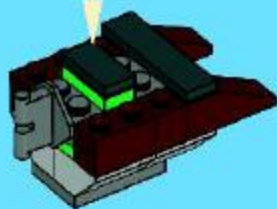
6



7


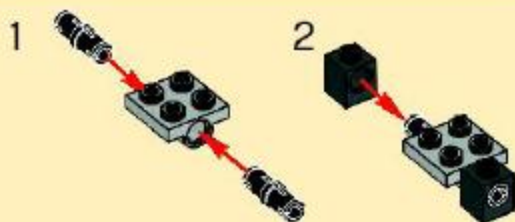


8

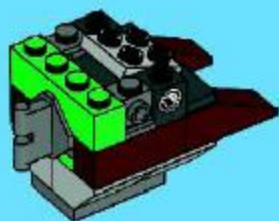




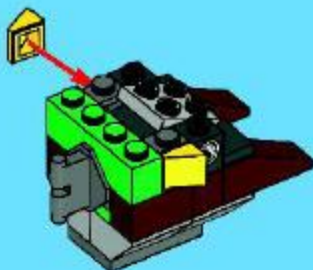
9



10



11



12






13




14






1



2



3




4






5



6

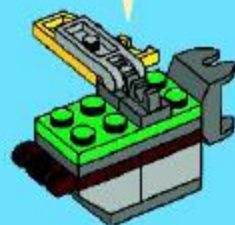


7

1



2

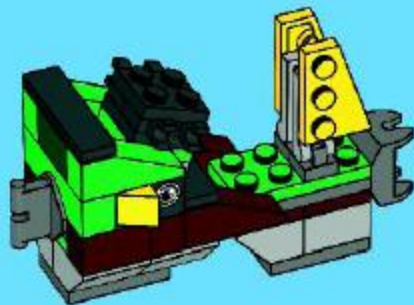




8



9





1x

1



1x

2



1x

3



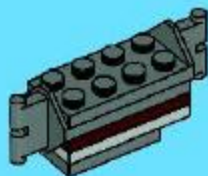
1x

4



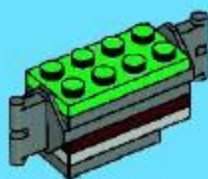
1x

5



1x


6





2x

7



1x



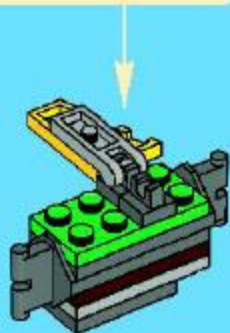
1x

8

1



2



1x



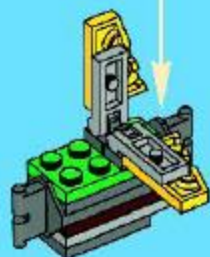
1x

9

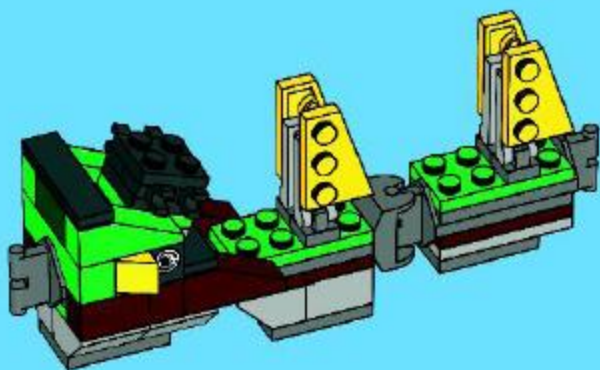
1



2



10





1x

1



1x

2



4x

3



1x

4





1x

5



1x



1x




2x

6



4x

7



2x

8



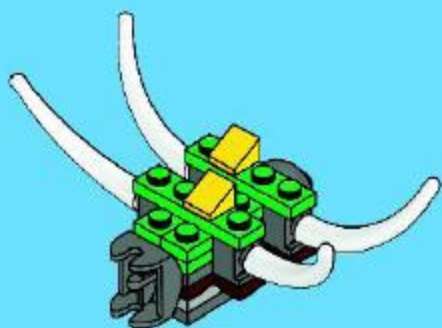
2x

9

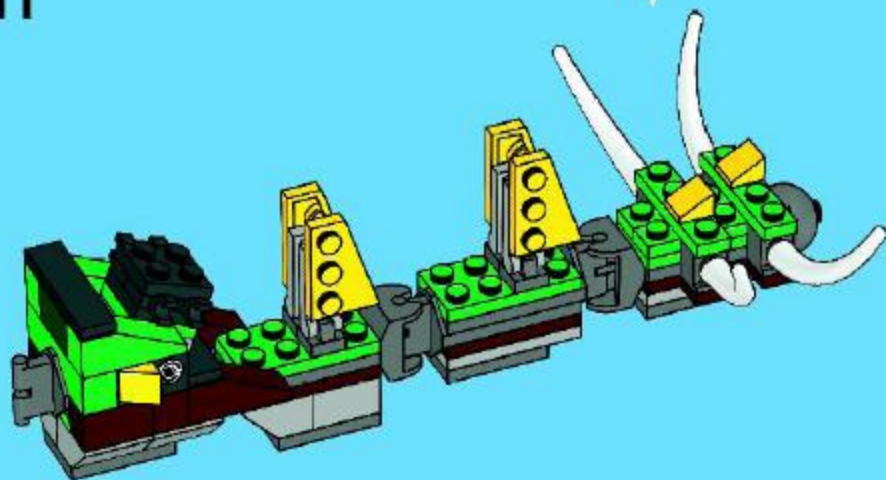


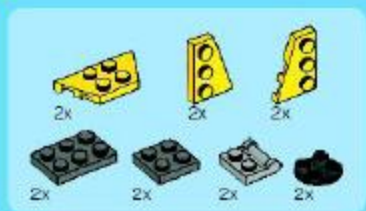


10

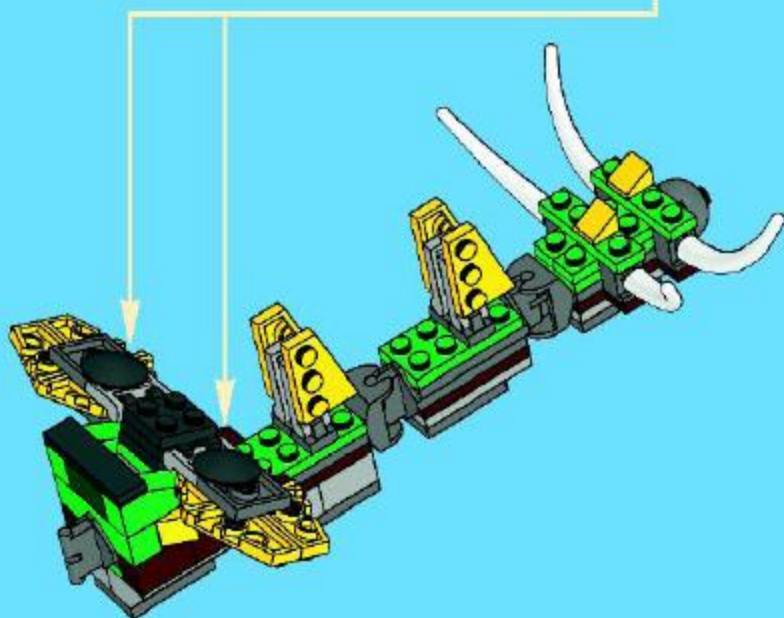
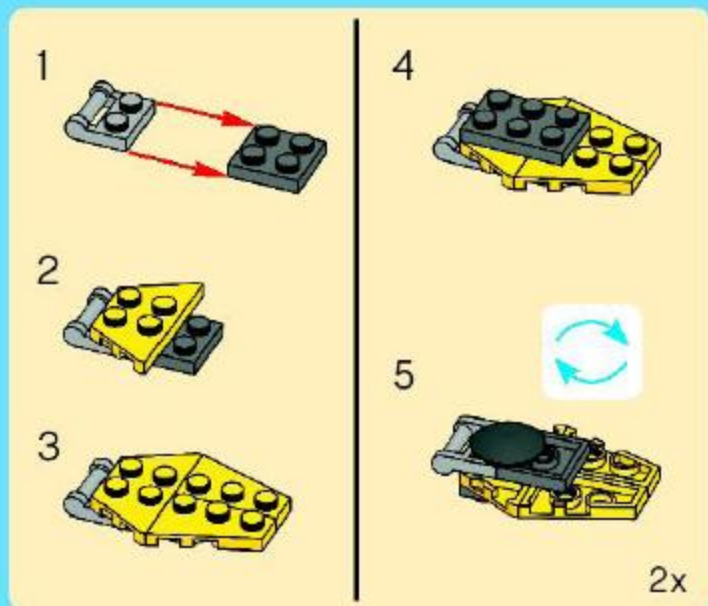


11







12

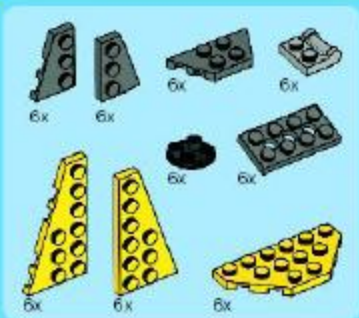


13

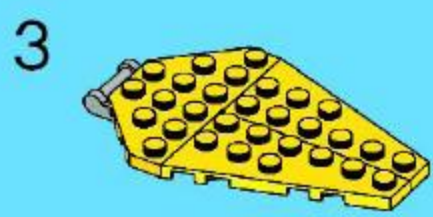
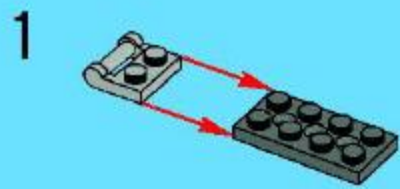


14





15



6x







CREATOR

4998





GB

Important information about batteries
Never use different types of batteries together or a combination of old and new batteries. Always remove the batteries. If the product is not to be used for a long time or if the batteries have run down, Never use damaged batteries. Only use batteries of the type recommended, or a corresponding type. Insert the batteries so that the poles are correctly connected. Rechargeable batteries must be recharged using the correct battery charger under the supervision of an adult. You cannot, under any circumstances, use old or new batteries in the wrong way. Always reinsert the batteries in the correct way. Never short-circuit the battery holder.

IT

Importanti informazioni sulle batterie
Non usare mai contemporaneamente batterie di due diversi o diverse marche o nuove insieme. Rimuovere sempre le batterie quando il prodotto non venga utilizzato per periodi prolungati oppure se le batterie sono esaurite. Non utilizzare mai batterie difettose. Usare esclusivamente batterie del tipo raccomandato o di un equivalente. Inserire le batterie in modo che i poli siano correttamente collegati. Le batterie ricaricabili vanno ricaricate in un autoricaricatore di tipo idoneo o con la supervisione di un adulto. Non è possibile a nessun prezzo mai tentare di ricaricare le batterie riciclate oppure usare batterie non prodotte. Non tentare mai di ricaricare le batterie con un riciclatore. Non riciclabilitare mai il prodotto.

DA

Vigtig information om batterier
Brug aldrig forskellige typer batterier sammen, eller nye og gamle batterier sammen. Tag altid batterierne ud, hvis du ikke bruger produktet i længere tid, eller hvis batterierne er brugt op. Anvend aldrig defekte batterier. Der må kun anvendes batterier af de typer, der anbefales i typen sæt. Brug kun batterier af den type, der er anbefalet. Indsæt batterierne således, som de er vist på billedet. Genopladelige batterier skal oplades i en dedikeret oplader under opsyn af en voksen. Genopladelige batterier skal op og ned tages forsigtigt ud af produktet. Forsøg aldrig at genoplade tilvarede eller genbrandede batterier. Forsøg aldrig at genoplade batterier med en oplader.

PT

Informações importantes acerca das pilhas
Nunca use tipos diferentes de pilhas no mesmo e nem uma combinação de pilhas velhas e novas. Remova sempre as pilhas se o produto não for utilizado durante muito tempo ou se as pilhas se esgotarem. Nunca use pilhas danificadas. Use apenas pilhas do tipo recomendado ou de um tipo correspondente. Insira as pilhas de forma a que os polos estejam corretamente conectados. Pilhas recarregáveis devem ser recarregadas utilizando o recarregador de pilhas correcto sob a supervisão de um adulto. Não é possível recarregar pilhas não recarregáveis ou pilhas que já foram reutilizadas. Nunca tente recarregar pilhas reutilizadas ou pilhas de outros fabricantes sem a supervisão de um adulto. Nunca tente recarregar pilhas não recarregáveis. Nunca tente recarregar pilhas de outros fabricantes sem a supervisão de um adulto. Nunca tente recarregar pilhas não recarregáveis. Nunca tente recarregar pilhas de outros fabricantes sem a supervisão de um adulto.

DE

Wichtige Information zu Batterien
Benutzen Sie niemals unterschiedliche Arten von Batterien oder alte und neue gleichzeitig. Entfernen Sie alle die Batterien heraus, wenn sich das Produkt längere Zeit nicht verwenden soll. Benutzen Sie ausschließlich empfohlene oder äquivalente Batterien. Achten Sie beim Einsetzen von Batterien auf die richtige Polung. Wiederaufladbare Batterien müssen mit einem geeigneten Ladegerät aufgeladen werden - unter Aufsicht eines Erwachsenen. Nicht wiederaufladbare Batterien müssen nie wieder aufgeladen werden. Versuchen Sie nie, die Polarität umzukehren. Versuchen Sie nie, wiederverwendete, "recycelte" Batterien wiederzuladen. Schließen Sie das Batteriefach niemals leer.

NL

Informatie over batterijen
Gebruik nooit verschillende soorten of nieuwe en oude batterijen tegelijkertijd. Verwijder de batterijen altijd uit het product: langere tijd niet wilt gebruiken of de batterijen langzaam heen benut worden. Gebruik alleen aanbevolen of gelijkwaardige batterijen. Let op de juiste polariteit bij het plaatsen van de pinnetjes in de pinnetjes. Opladbare batterijen moeten in een vooraf bedoeld apparaat worden opgeladen onder toezicht van een volwassene. Niet-oplaadbare batterijen moeten nooit in het product worden opgeladen. Probeer nooit te recycleren of te hergebruiken. Probeer nooit te recycleren of te hergebruiken. Probeer nooit te recycleren of te hergebruiken. Probeer nooit te recycleren of te hergebruiken. Probeer nooit te recycleren of te hergebruiken.

FI

Tärkeä tieto paristoista
Älä koskaan käytä erilaisten paristojen yhdistelmää. Älä yhdistä vanhoja ja uusia paristoja samaan aikaan. Poista paristot aina, kun sinä et käytä tuotetta pitkään aikaan, tai jos paristot ovat loppuneet. Älä koskaan käytä vaurioituneita paristoja. Käytä vain tuotteen käyttöohjeissa suositeltuja paristoja. Varmista, että paristot on asennettu oikein. Latausparistot lataa vain tuotteen mukana toimitetussa latauslaitteessa. Älä yritä lataa latausparistoja uudelleen. Älä yritä käyttää uudelleen, "recycloituja" paristoja. Älä yritä käyttää uudelleen, "recycloituja" paristoja. Älä yritä käyttää uudelleen, "recycloituja" paristoja. Älä yritä käyttää uudelleen, "recycloituja" paristoja.

EL

Σημαντικές πληροφορίες για τις μπαταρίες
Μην χρησιμοποιείτε ποτέ διαφορετικούς τύπους μπαταριών ή ποτέ τις παλιές και τις νέες μαζί. Αφαιρέστε πάντα τις μπαταρίες από τον εξοπλισμό όταν δεν τον χρησιμοποιείτε για μεγάλο χρονικό διάστημα ή αν οι μπαταρίες έχουν εξαντληθεί. Μην χρησιμοποιείτε ποτέ κατεστραμμένες μπαταρίες. Χρησιμοποιείτε μόνο τις μπαταρίες που προτείνονται ή τις μπαταρίες που είναι ισοδύναμες. Πάντα να προσέχετε να τις συνδέετε σωστά. Οι μπαταρίες που φορτίζονται τις μπαταρίες πρέπει να φορτίζονται με τον κατάλληλο φορτιστή μπαταριών υπό την επίβλεψη ενός ενήλικα. Δεν μπορείτε να ανακυκλώσετε τις μπαταρίες στην αγορά. Προσπαθήστε να μην τις ανακυκλώσετε. Προσπαθήστε να μην τις ανακυκλώσετε. Προσπαθήστε να μην τις ανακυκλώσετε. Προσπαθήστε να μην τις ανακυκλώσετε. Προσπαθήστε να μην τις ανακυκλώσετε.

FR

Informations importantes concernant les piles
Ne jamais utiliser en mélange de différents types de piles, ou de piles neuves et de piles usées ou déjà utilisées. Toujours retirer les piles du produit si vous ne l'utilisez plus pendant un certain temps ou si les piles sont vides. Ne jamais utiliser de piles défectueuses. Utilisez uniquement les piles recommandées ou de type équivalent. Ne jamais essayer de recharger les piles rechargeables. Ne jamais essayer de recharger les piles rechargeables. Ne jamais essayer de recharger les piles rechargeables. Ne jamais essayer de recharger les piles rechargeables. Ne jamais essayer de recharger les piles rechargeables.

ES

Importante información sobre las baterías
No mezclar nunca diferentes tipos de baterías, ni utilizar baterías nuevas y usadas a la vez. Siempre retirar las baterías si el producto no lo utilizará por un tiempo prolongado o si las baterías están agotadas. No utilizar nunca baterías defectuosas. Utilizar solo el tipo de baterías recomendadas o de un equivalente. Nunca intentar recargar las baterías que se pueden recargar. Nunca intentar recargar las baterías que se pueden recargar. Nunca intentar recargar las baterías que se pueden recargar. Nunca intentar recargar las baterías que se pueden recargar. Nunca intentar recargar las baterías que se pueden recargar.

SV

Viktig information om batterier
Använd aldrig olika märken batterier samtidigt, och inte heller en kombination av gamla och nya batterier. Ta alltid ut batterierna om produktens ordning inte längre tid som du använder den. Använd aldrig defekta batterier. Använd bara batterier av den typ som rekommenderas, eller av en motsvarande typ. Försök aldrig att ladda laddbara batterier i ett tillbehör. Försök aldrig att ladda laddbara batterier i ett tillbehör. Försök aldrig att ladda laddbara batterier i ett tillbehör. Försök aldrig att ladda laddbara batterier i ett tillbehör. Försök aldrig att ladda laddbara batterier i ett tillbehör.


JA

重要な電池に関する情報
異なる種類の電池を同時に使用しないでください。また、古い電池と新しい電池を一緒に使用しないでください。常に電池を取り除く。製品がしばらく使われない場合、または電池が空になるときは、必ず電池を取り除きます。故障した電池は決して使用しないでください。推奨されている電池、または同等の電池のみを使用してください。充電可能な電池を充電しないでください。充電可能な電池を充電しないでください。充電可能な電池を充電しないでください。充電可能な電池を充電しないでください。充電可能な電池を充電しないでください。



1x

1



2x

2



1x

1x

3



2x

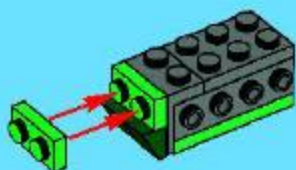
4





2x

5



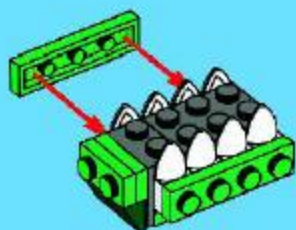
8x

6



2x

7



1x



2x

8



1x



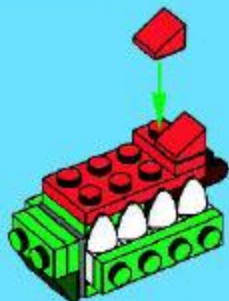
1x

9



2x

10





1x

1

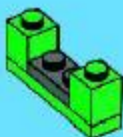


2x



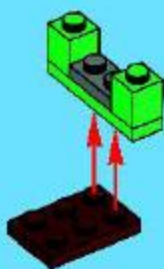
1x

2




1x

3




1x

4



2x

5



1x



1x

6





1x




1x

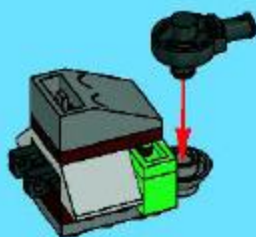


1x

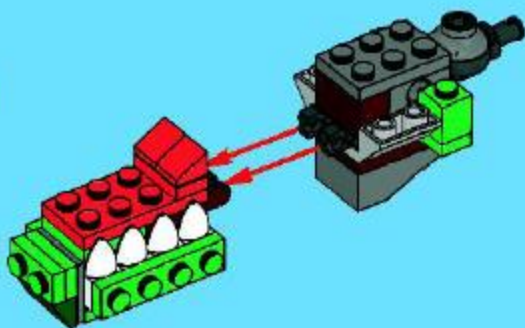
7



8

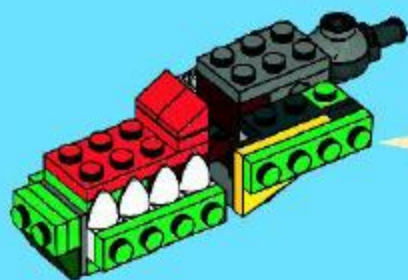
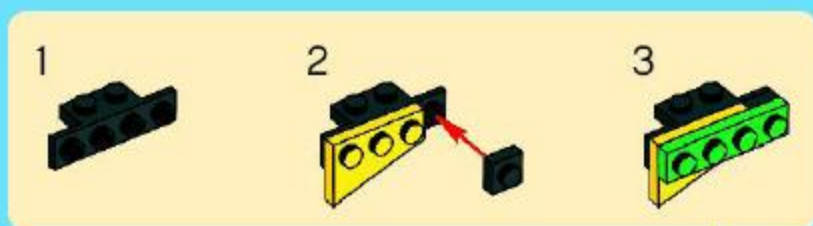


9



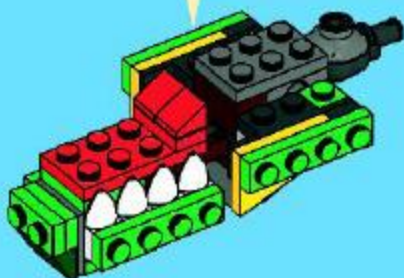
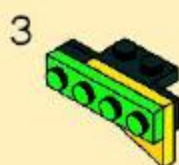
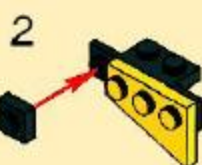


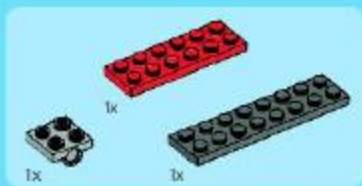
10



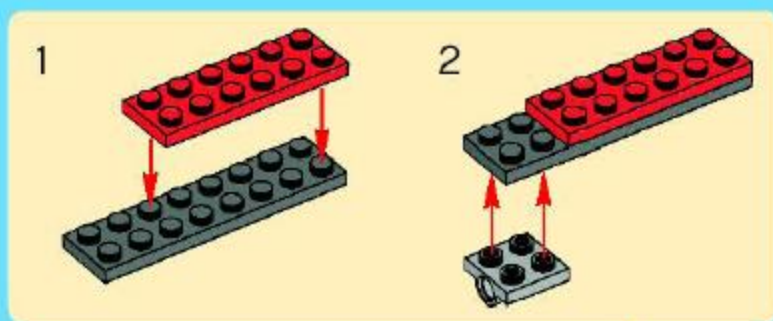



11



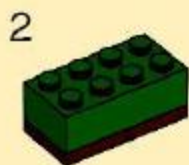



12

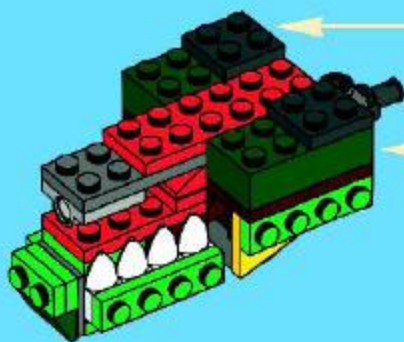


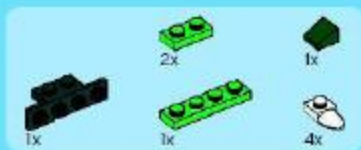


13


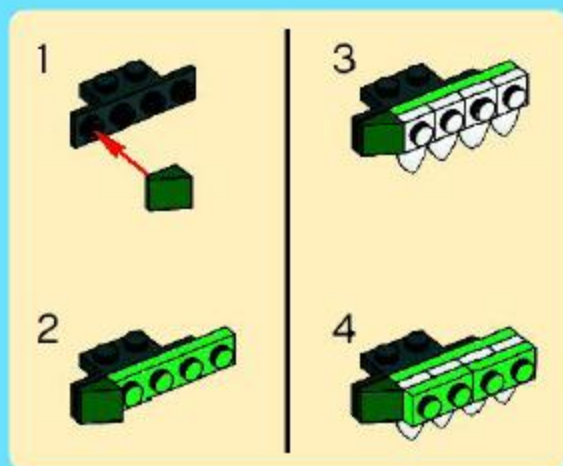


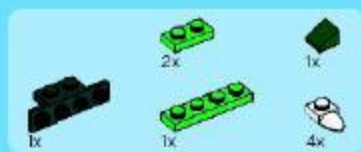
2x



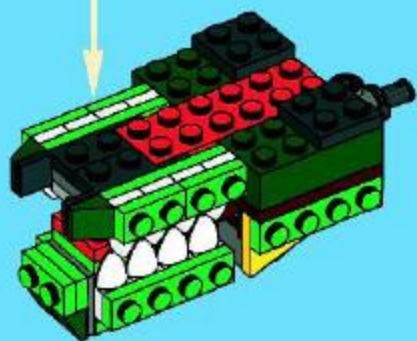
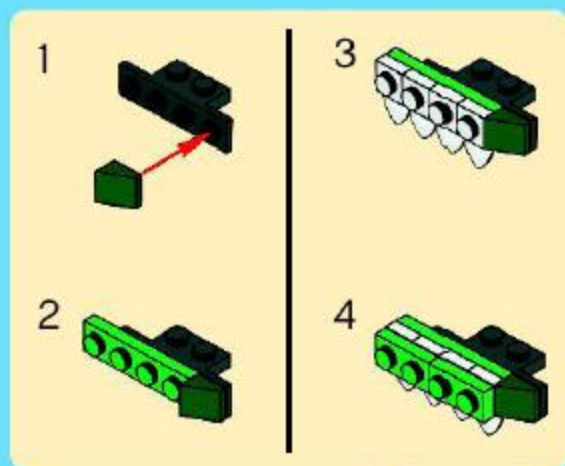


14



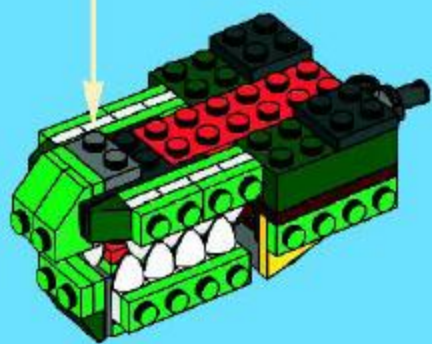


15





16



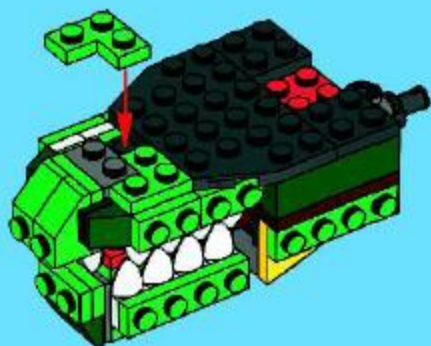


2x



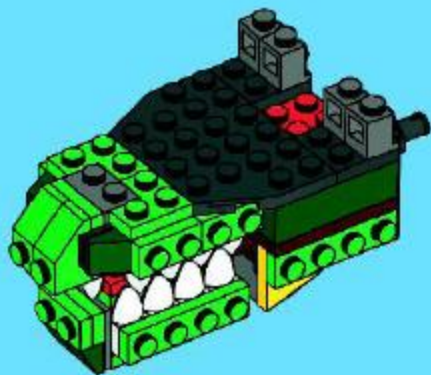
1x

17



4x

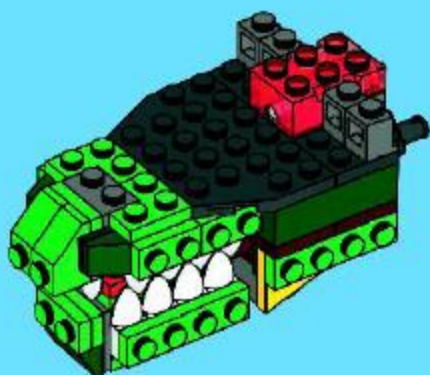
18





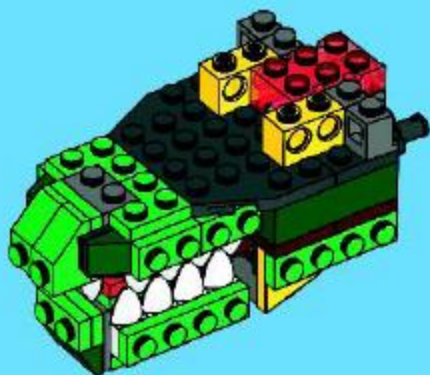
1x

19



2x

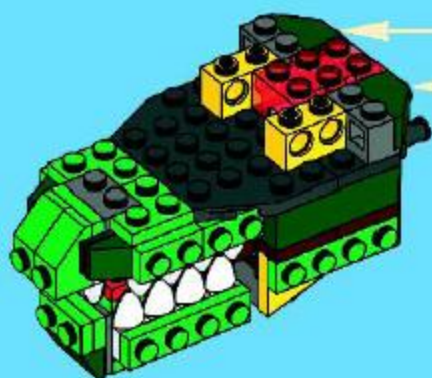
20





2x

21



2x

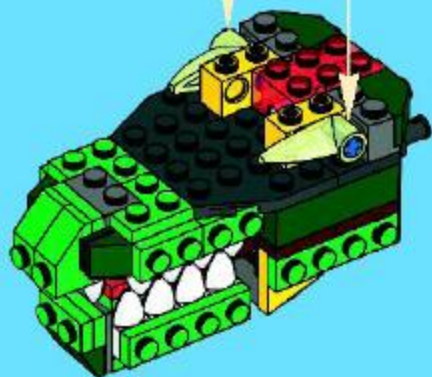


2x



2x

22



2x



1x



1x

23



2x

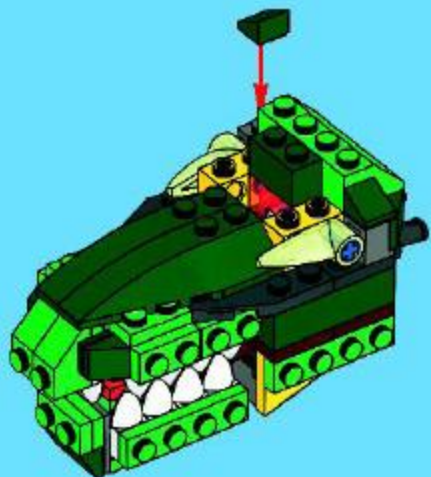


1x



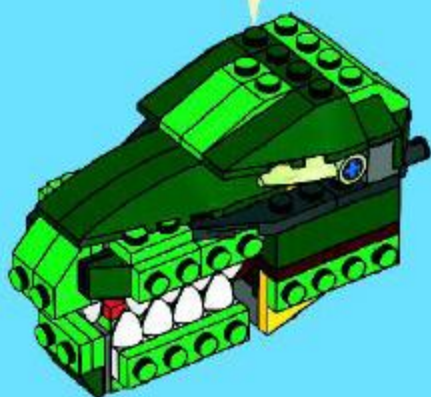
1x

24




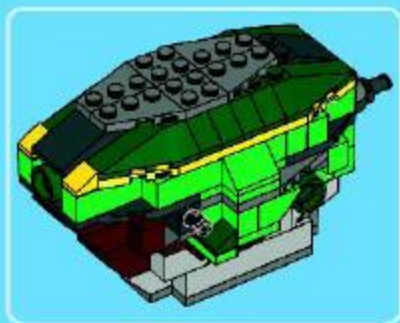


25



26



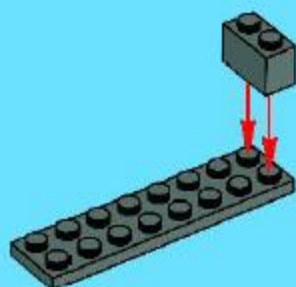


1x

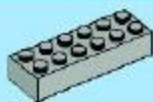


1x

1

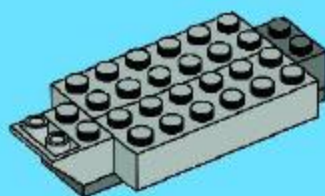


1x



2x

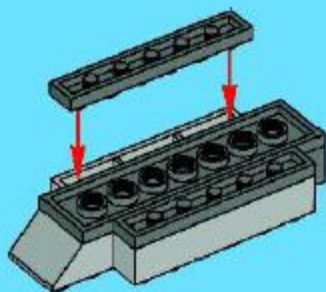
2



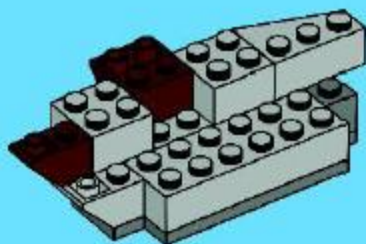


2x

3

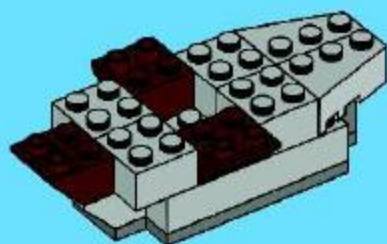


4

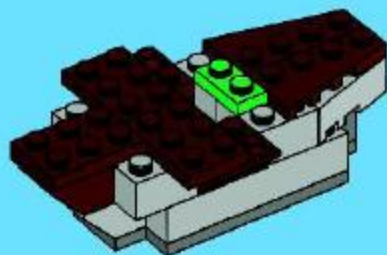




5



6



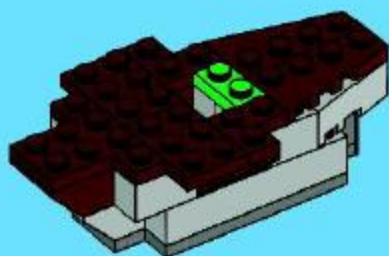


2x



2x


7



1x

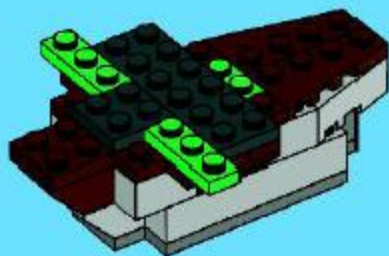


2x



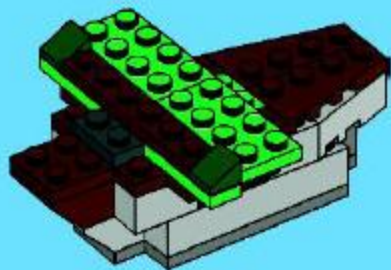
1x

8

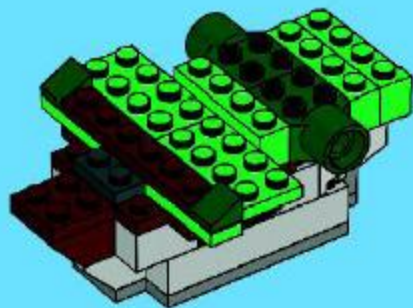




9

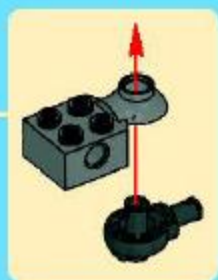
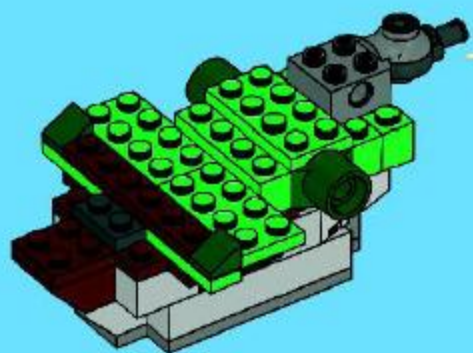


10

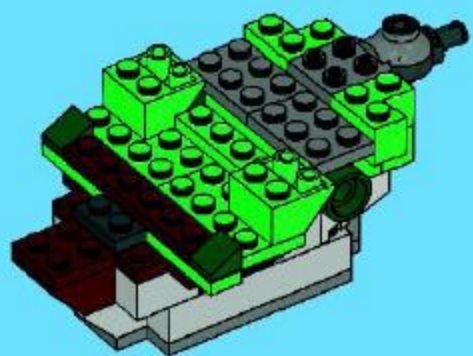




11

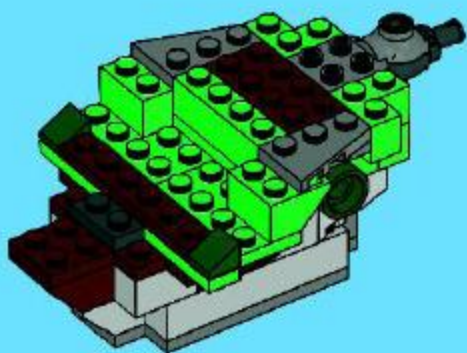


12

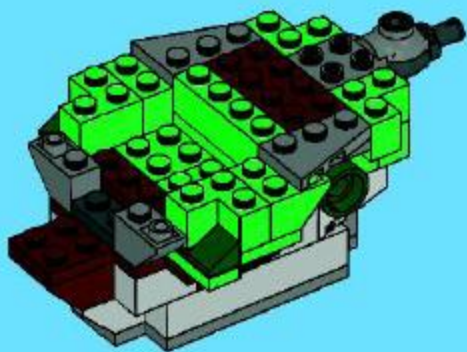


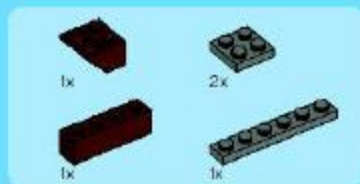


13

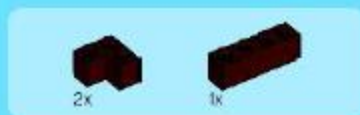
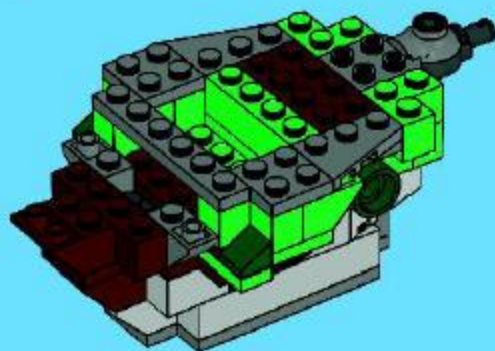


14

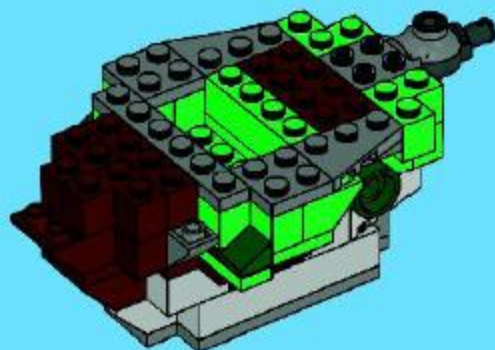




15



16





1x



2x

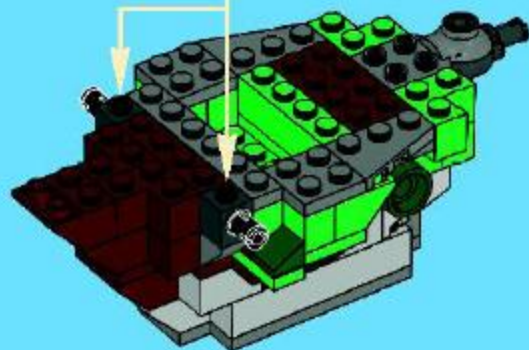


2x



2x

17

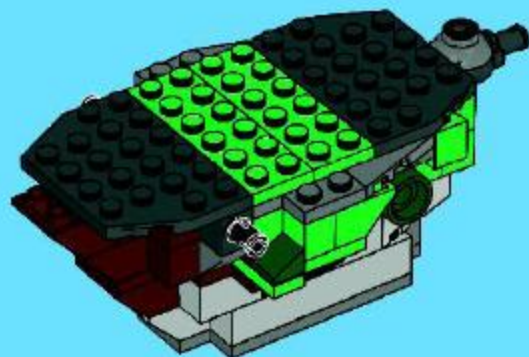


2x



2x

18



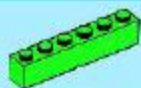
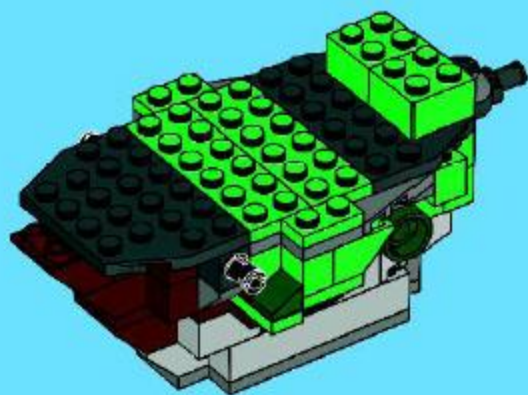


2x



2x

19

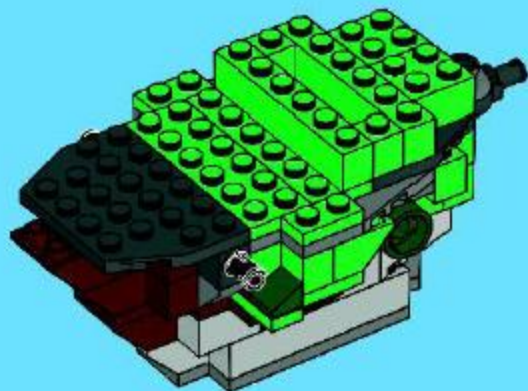


2x



2x

20




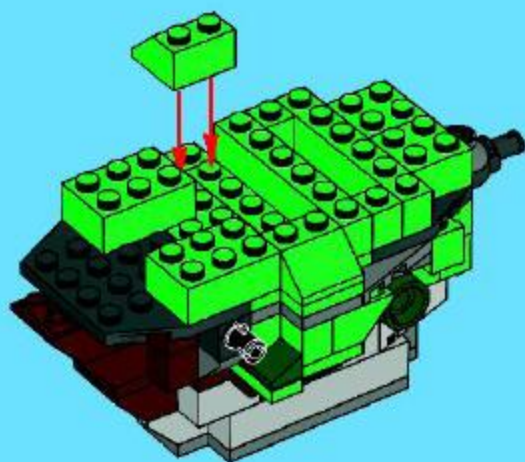


2x



2x

21

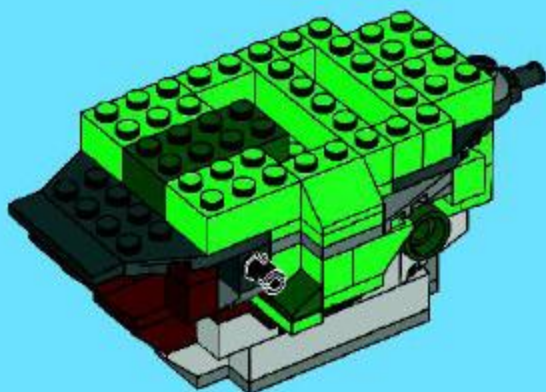


1x



1x

22



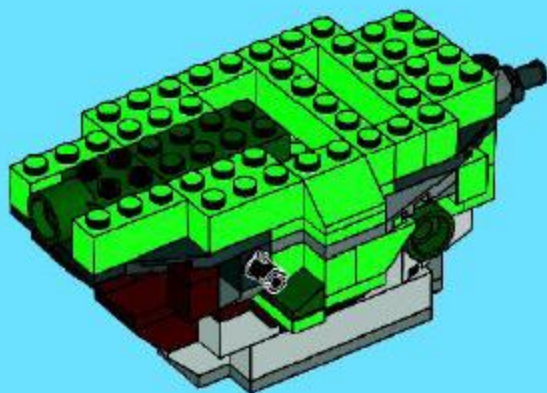


2x



1x

23



1x



1x



1x

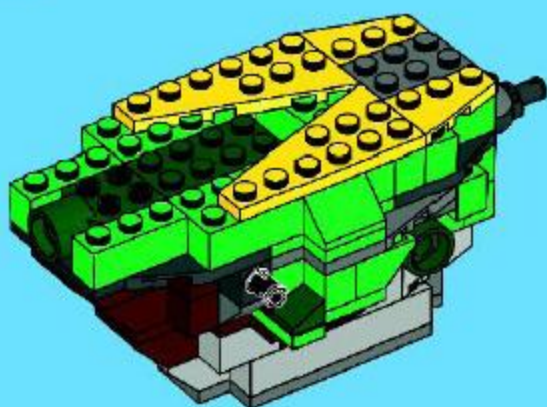


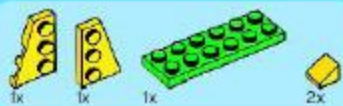
1x



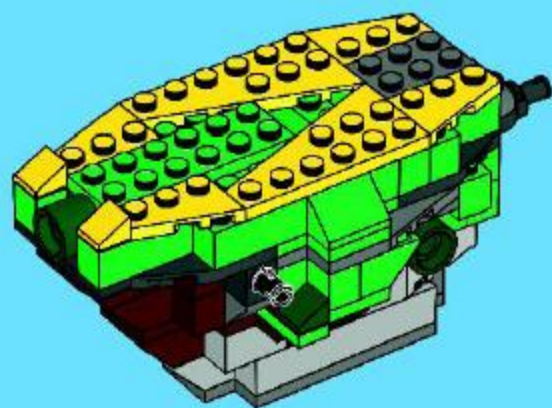
1x

24

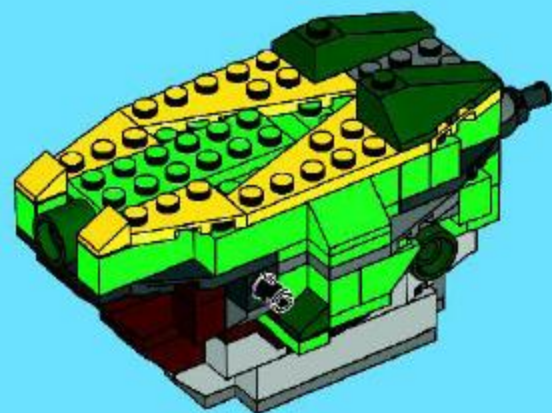




25



26



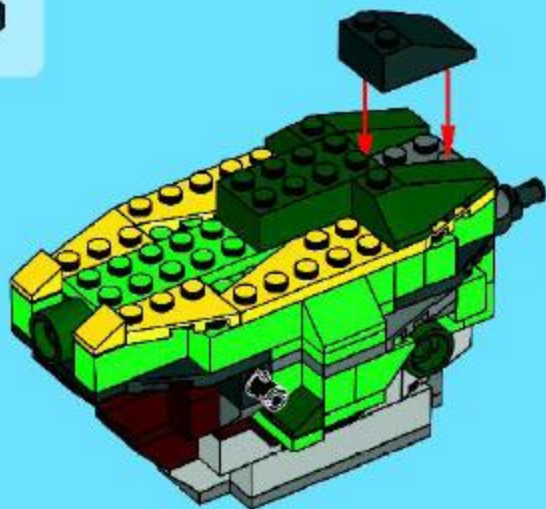


1x




1x

27



8x

28





1x



1x



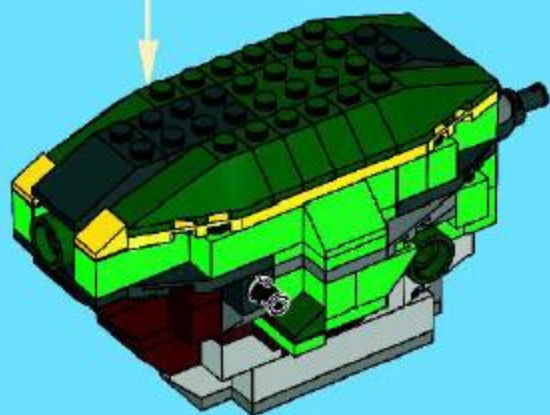
1x



1x



29



2x

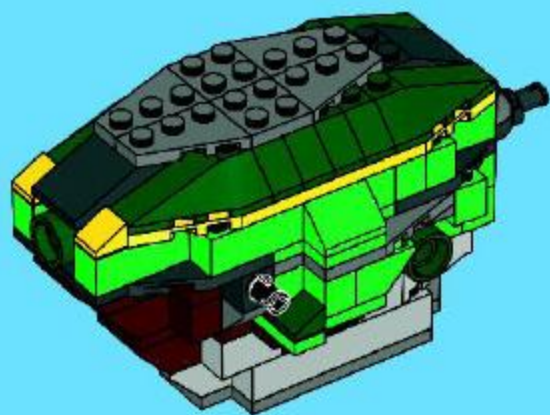


2x

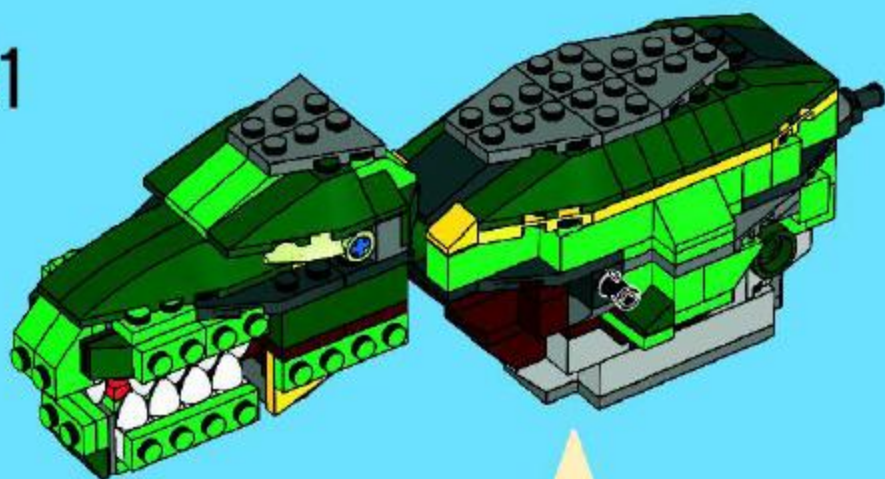


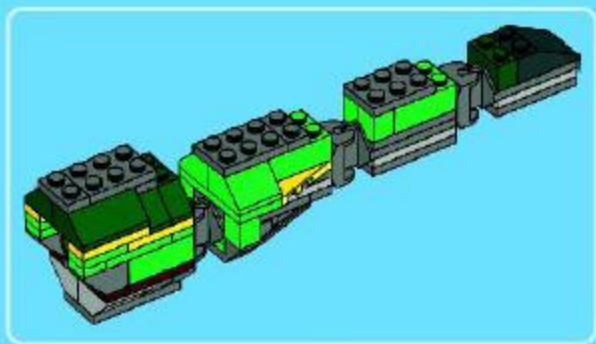
2x

30



31





1x

1

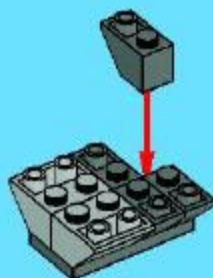


2x



4x

2



1x



2x

3





2x




1x



2x

4

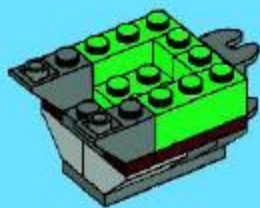


2x



2x

5

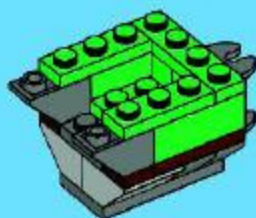


2x



1x

6

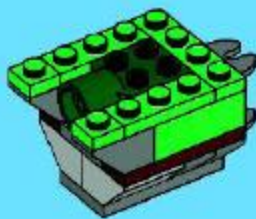


2x



1x

7





2x

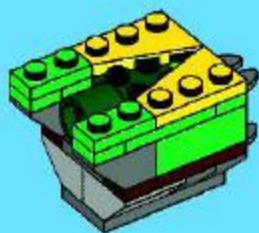


1x



1x

8



4x

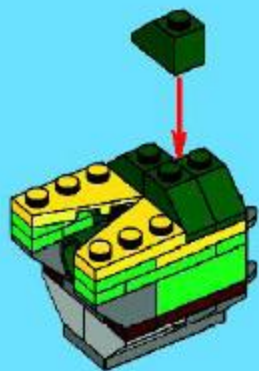


1x



1x

9

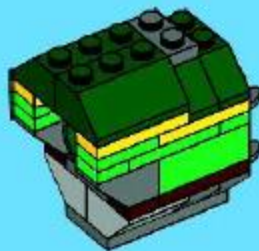


2x



1x

10



1x



1x

11





1x

1




1x



1x

2



1x

3



1x



1x



1x

4



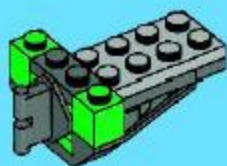


2x



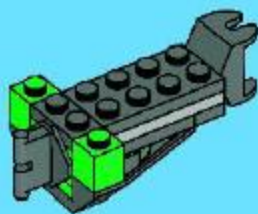
1x

5



1x

6



1x

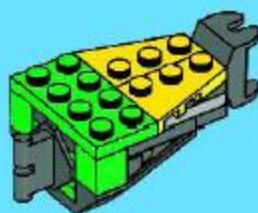


1x



1x

7

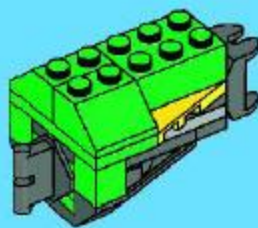


2x



1x

8






1x




1x

9



10



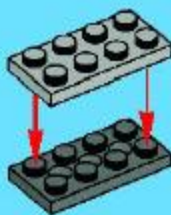


1x



1x

1



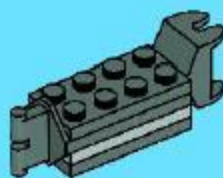
1x

2



1x

3

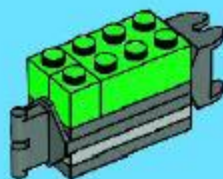


2x



1x

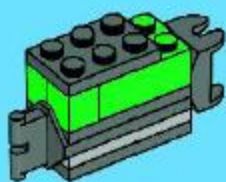
4



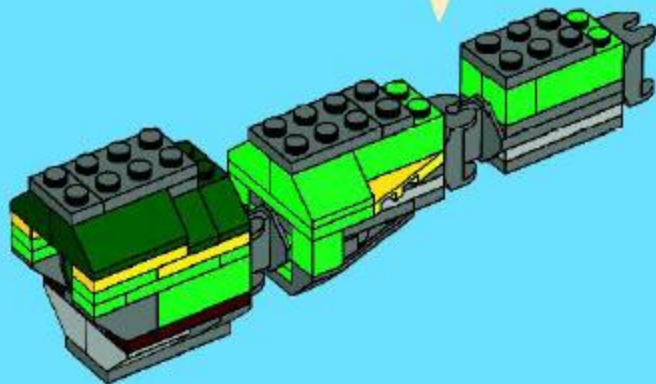


1x

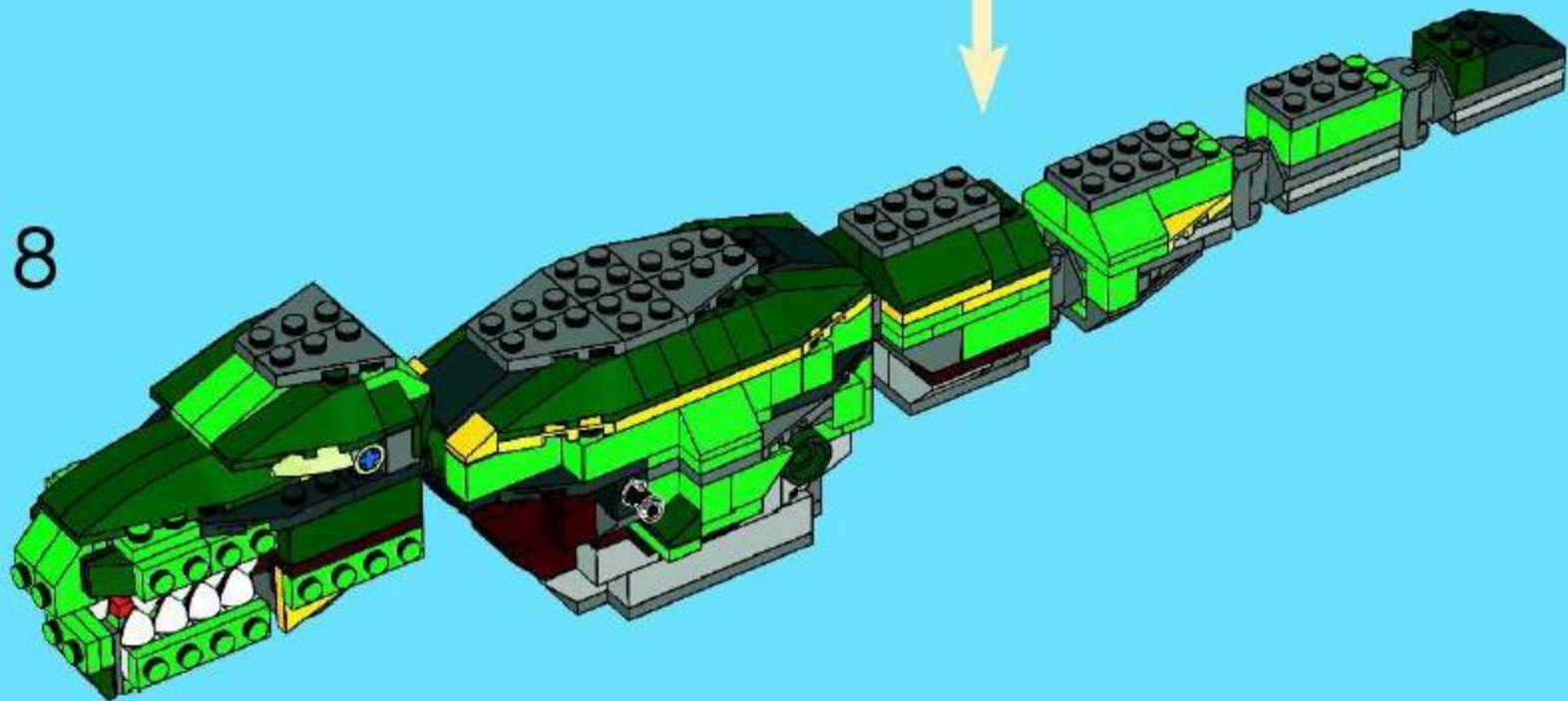
5



6



8



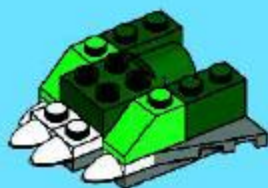


1x



1x

6



2x



1x



2x

7



2x




1x



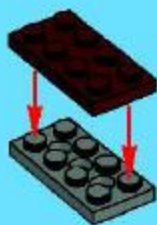
1x

8





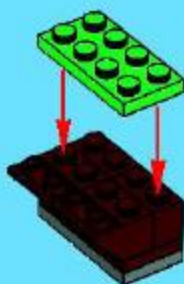
1



2



3



4



5





2x



2x

6



2x

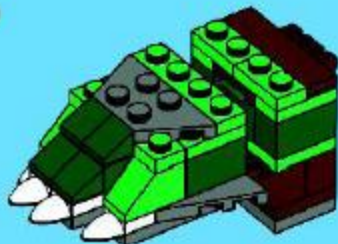


1x

7



8





1x

1



1x



1x

2



1x



1x

3



2x

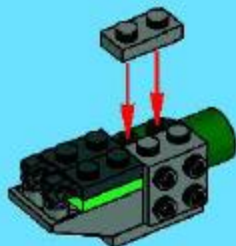


1x



1x

4





1x



1x



1x

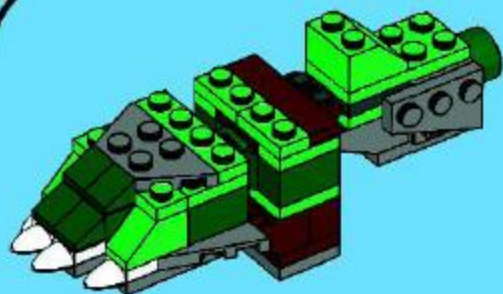
5



6



7





1



2



3




4





2x

5



1x



2x

6



2x



1x

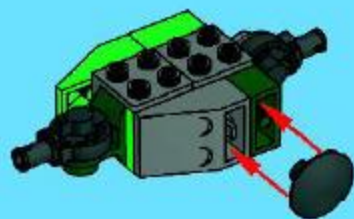
7





1x

8



1x

9



1x

10





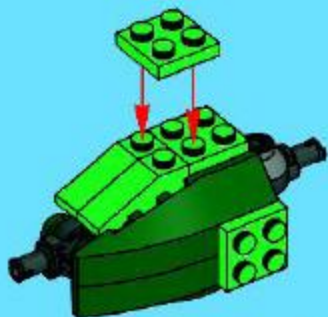
1x

11

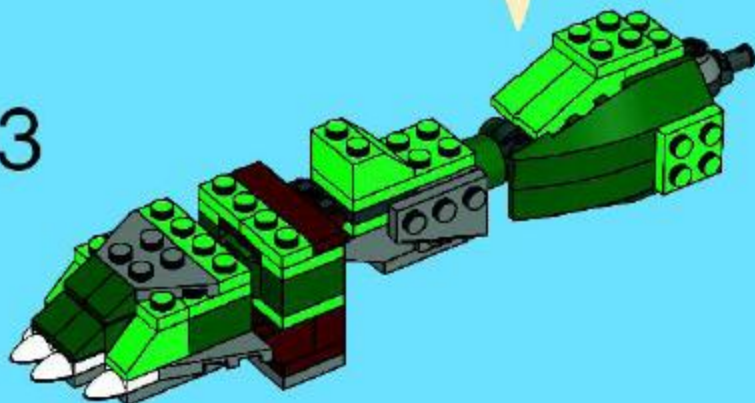


1x


12



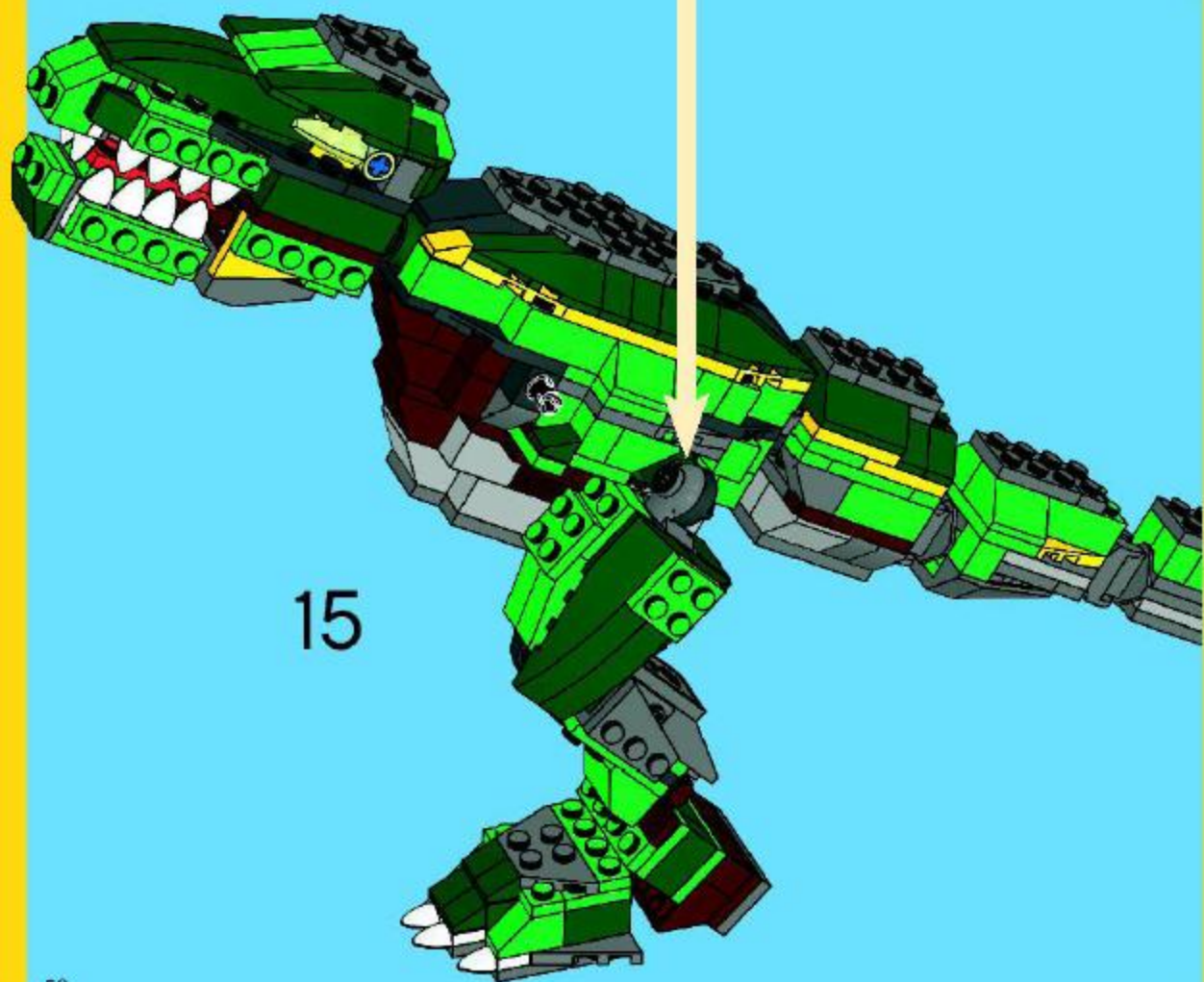
13

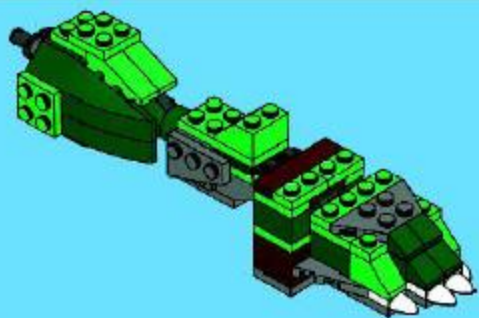


14



15





1x

1



1x



1x

2



2x



1x



1x

3



2x

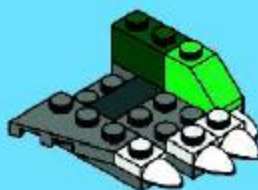


1x




1x

4



1x

5





6



7



8





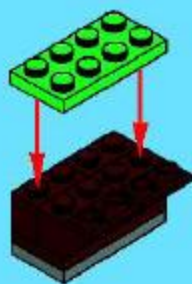
1



2



3



4



5





2x



2x

6



2x

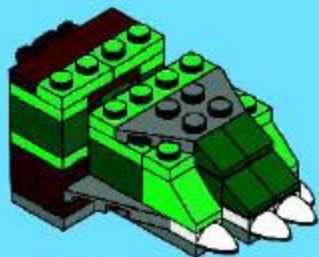


1x

7



8





1x

1



1x



1x

2



1x



1x

3



2x

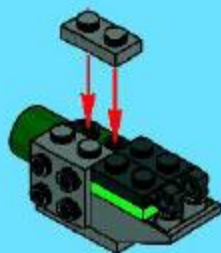


1x



1x

4





1x

5

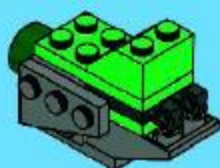


1x

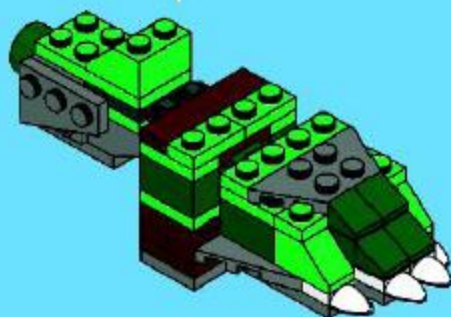


1x

6



7





1x

1



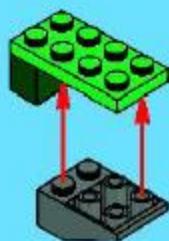
1x

2



1x

3




1x



1x

4





2x

5




1x



2x

6




2x



1x

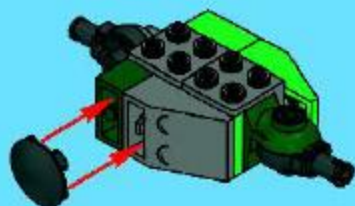
7






1x

8



1x

9



1x

10





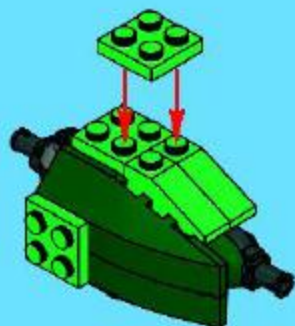
1x

11

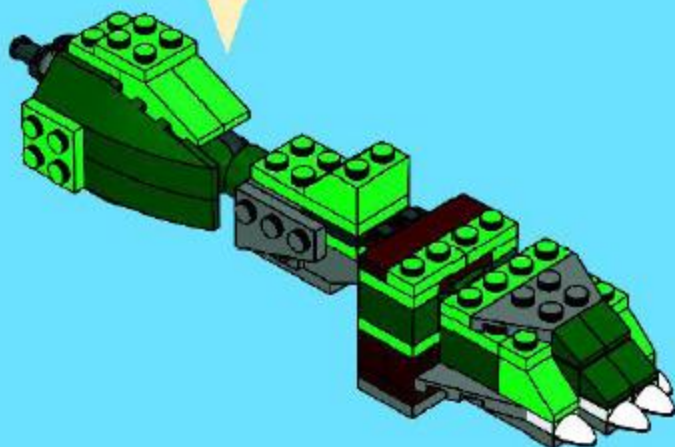


1x

12



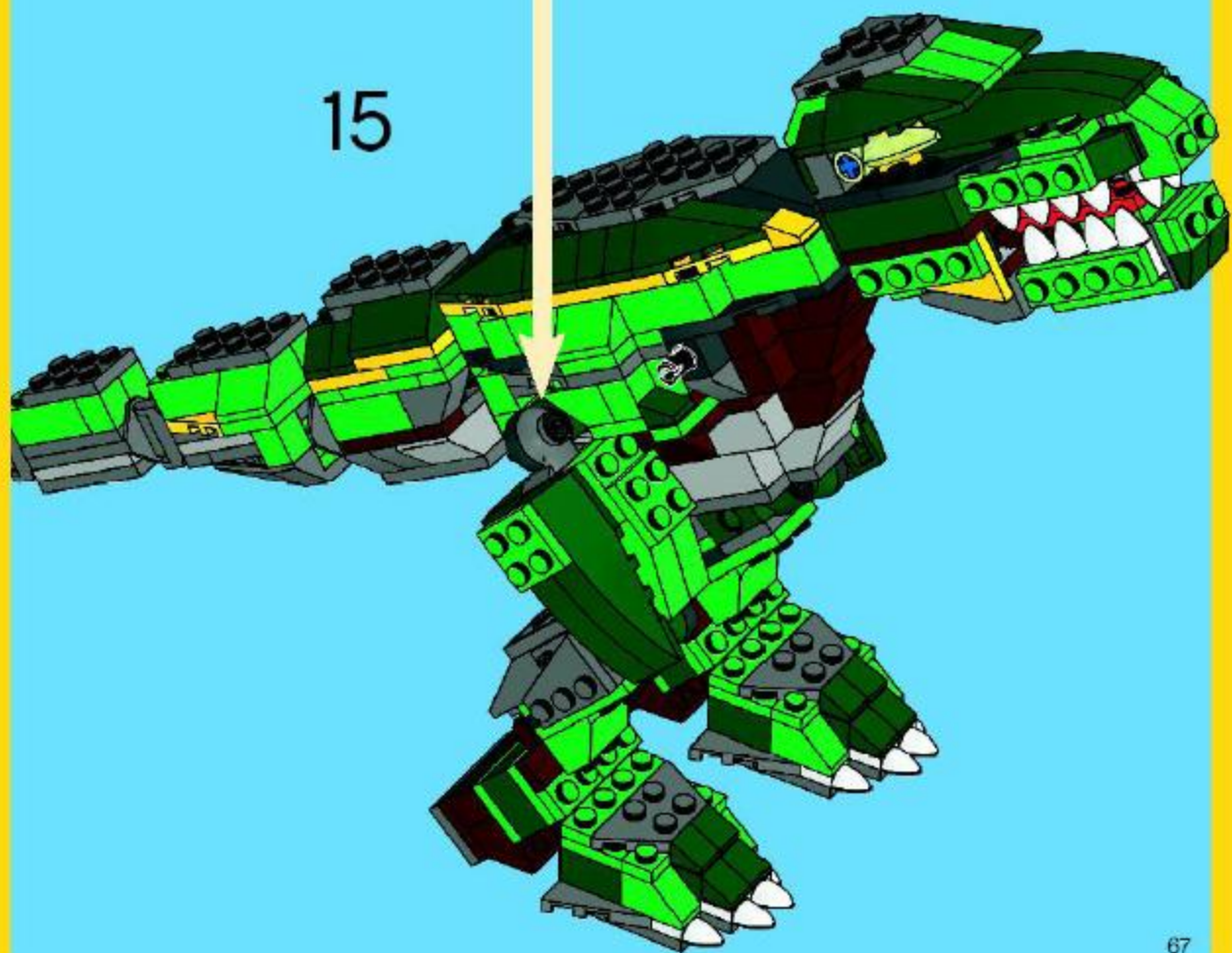
13



14

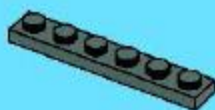


15





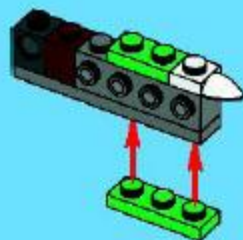
1



2



3



4



5





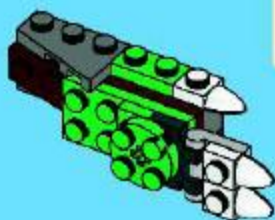
6



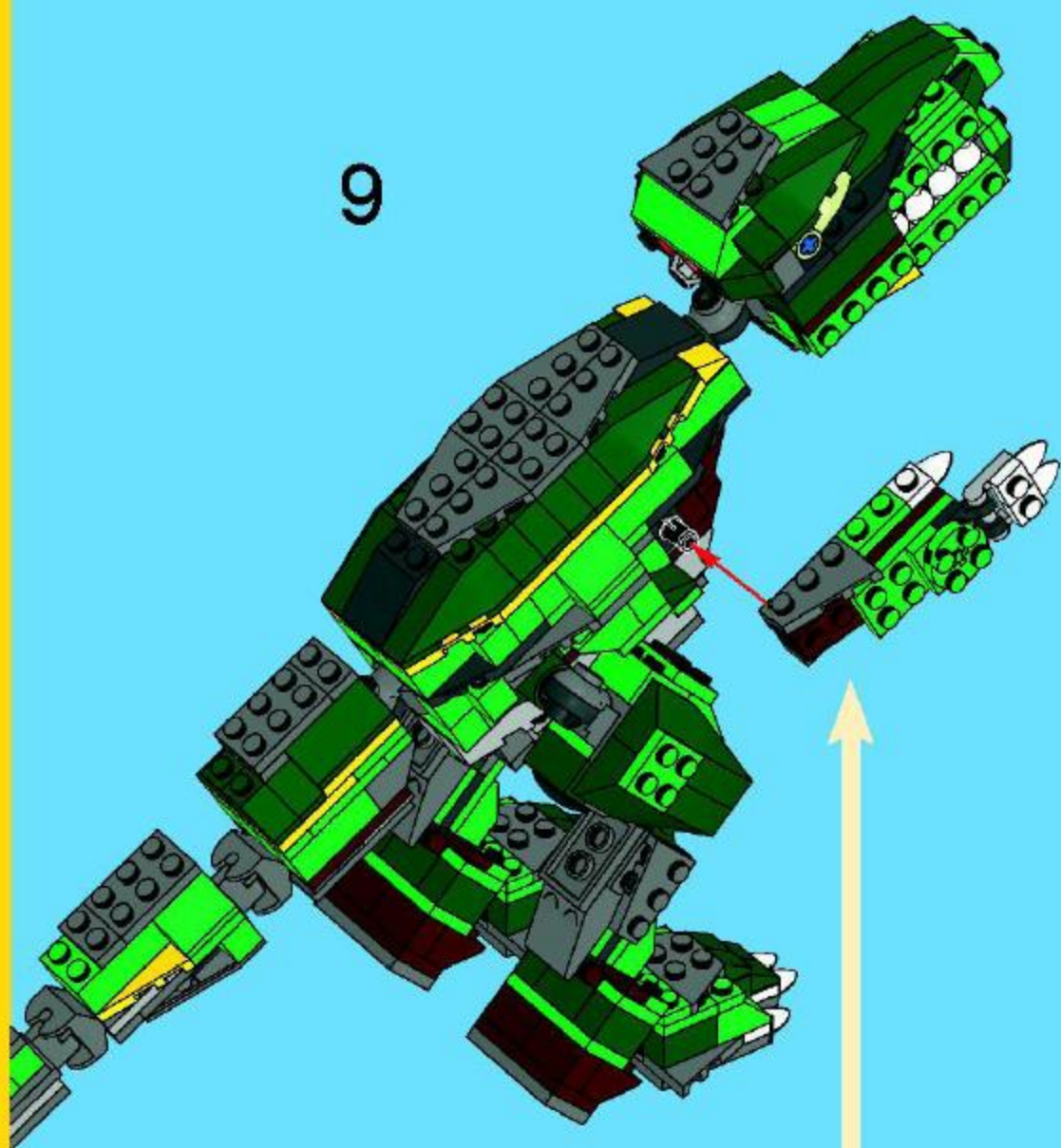
7



8




9






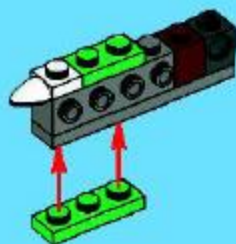
1




2



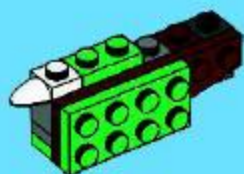
3



4




5





6



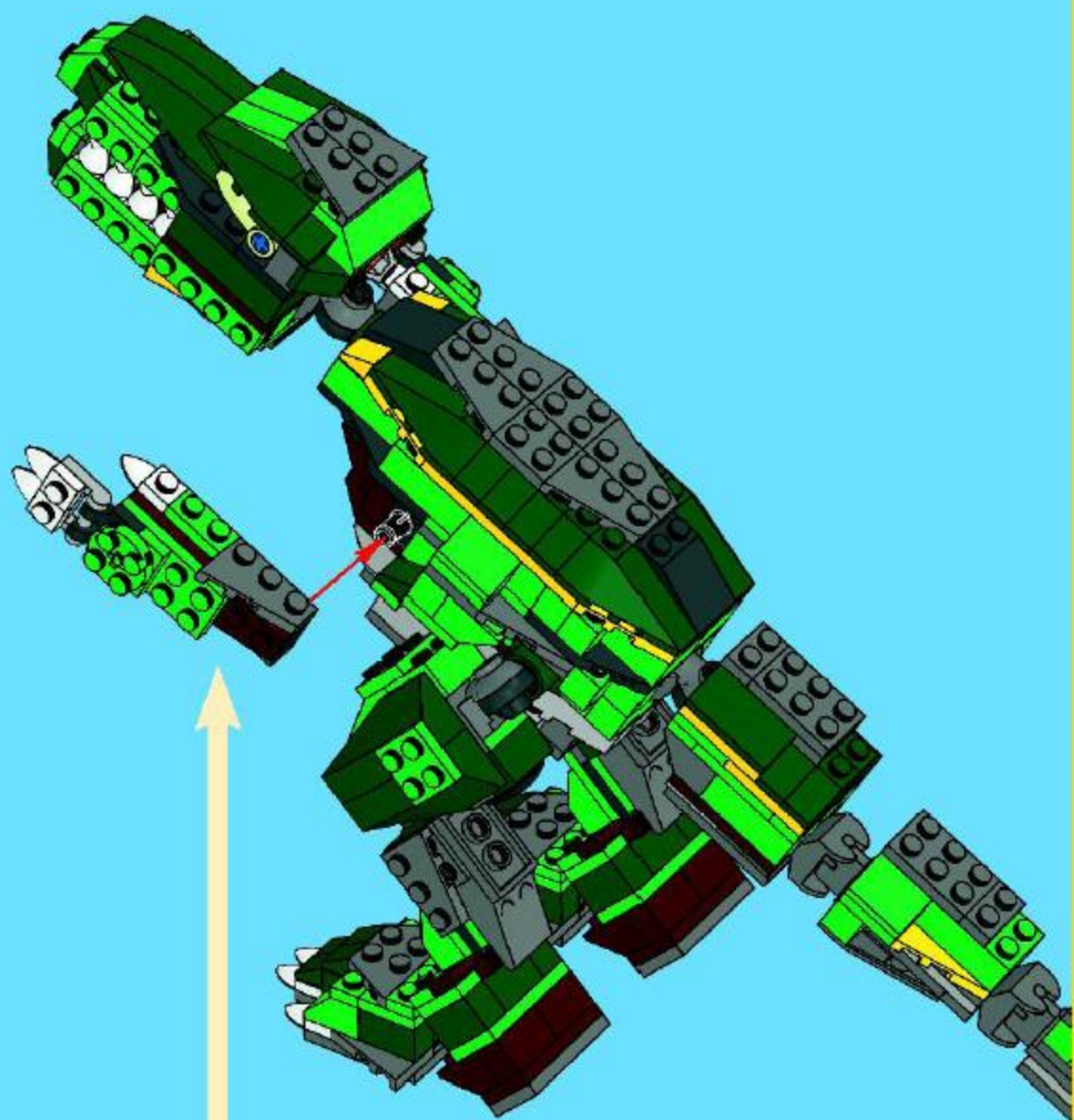
7



8



9







WIN LEGO® PRODUCTS

No purchase necessary.
Open to residents of all countries where
not prohibited.
Go to www. for official rules and details.

WIN LEGO® PRODUCTEN

Kopen niet nodig.
Open voor alle leeftijden, en in alle landen
waar geen verbod geldt.
Ga naar www. voor officiële regels en details.

GEWINNE LEGO® PRODUKTE

Die Teilnahme am Gewinnspiel führt zu
keinerlei Kaufverpflichtungen.
Sie können in allen nicht ausgeschlossenen
Ländern teilnehmen.
Die offiziellen Regeln und nähere Informationen
finden Sie unter www.

GAGNE DES PRODUITS LEGO®

Aucun achat n'est nécessaire.
Ouvert à tous les âges et aux résidents de
tous les pays, sauf en cas d'interdiction.
Rendez-vous sur www. pour obtenir plus
de détails et le règlement officiel.

レゴ®製品を「当てよう」

購入は不要です
禁止されていない限り、あらゆる
年代およびあらゆる国の居住者の
方々にご利用いただけます。
公認規則および詳細につきましては、
www.をご覧ください



WIN
WIN
GEWINNE
GAGNE
「当てよう」





Upload your own model

LEGO® Creator gives you instructions for 3 great models in every box! What can you create? Make your own model and upload it to the online Creator gallery. Check out all of the Creator models and downloads on our cool site. You can also ask a designer a question and find out what's going on in the Creator blog. Check it out at www.LEGO.com/Creator.

Leve dina eigeine Modell hoch

Bei LEGO® Creator findest du die Jobs des Jahres und viele tolle Modelle! Problem doch selbst ein neues oder dein eigenes Modell mit Hilfe der vielen Tutorials in der Online Creator Galerie. Auf der LEGO® Creator Seite findest du alle Modelle und viele tolle Downloads. Du kannst sogar einen Designer fragen, ob du ein neues, von einem Designer oder auf der Creator Blog geschaffenes Modell online stellen kannst. www.LEGO.com/Creator

Télécharge tes propres modèles

Chaque boîte LEGO® Creator contient des instructions de montage pour construire 3 modèles passionnants! Tu es curieux de savoir lesquels que tu aimerais créer? Télécharge et imprime les pages caractéristiques des modèles en ligne de cette Creator. Tu vas découvrir tous les modèles Creator et les aperçus de l'écran à télécharger sur le site www.LEGO.com/Creator. Tu peux même poser des questions aux concepteurs et parler sur le blog Creator.

Envía tu propio modelo

LEGO® Creator contiene instrucciones para 3 bellísimos modelos en cada caja! ¿Qué quieres crear? Consulta los propios modelos y envíalos a la galería en línea de Creator. Verá por todos los modelos y descargas Creator en nuestra página web. También podrás hacer preguntas a un diseñador o transferir los datos relevantes al blog de Creator. Consulta el www.LEGO.com/Creator.

Faz a upload do teu modelo

LEGO® Creator dá-te instrucións para 3 modelos únicos en cada caixa! ¿Que queres criar? Consulta os propios modelos e fá a upload do mesmo para a galería online Creator. Consulta todos os modelos Creator e posibilidades de download no noso super-website. Tamén podes colocar una pregunta a un diseñador e descubrir o que se pasa no blog Creator. Vai á www.LEGO.com/Creator.

Tedd Poi a netre saját

Minden LEGO® Creator-ben 3 remek modell (összesen 3 darab) található! Mit szeretnél készíteni? Nézd ki a saját Modelled az Online Creator galérián. Itt megtekintheted minden aforrású leírást, segítséget kaphatsz a készítőktől megérteni. Mit kívánsz tudni még a készítőktől a Creator blogban a legújabb Modellek híradásán? Menj el a www.LEGO.com/Creator.

www.LEGO.com/Creator





CREATOR

4998





1x



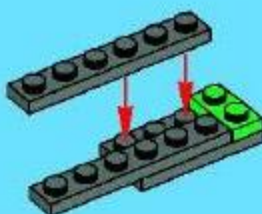
1x

1



2x


2





2x

3

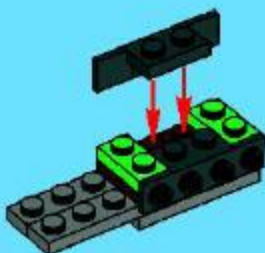


2x



2x

4



2x



1x

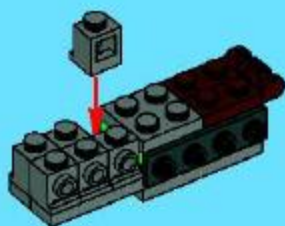
5





6x

6



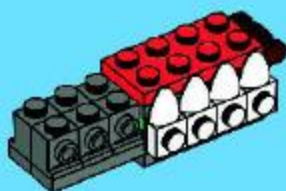
1x

7



4x

8



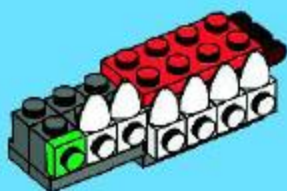


1x



2x

9

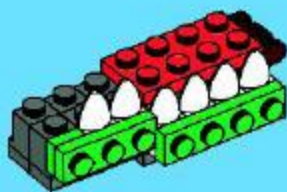


1x



1x


10



4x



11



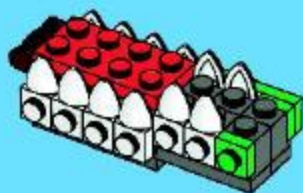


1x



2x

12

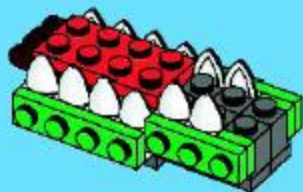


1x



1x

13



1x



2x



1x

14

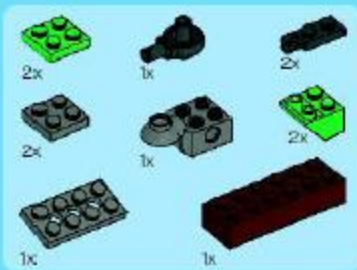


1

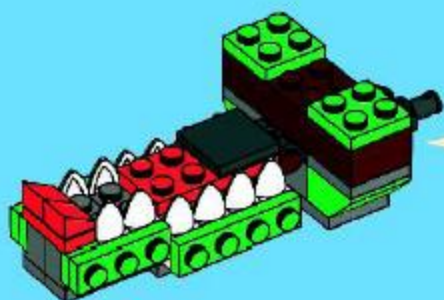
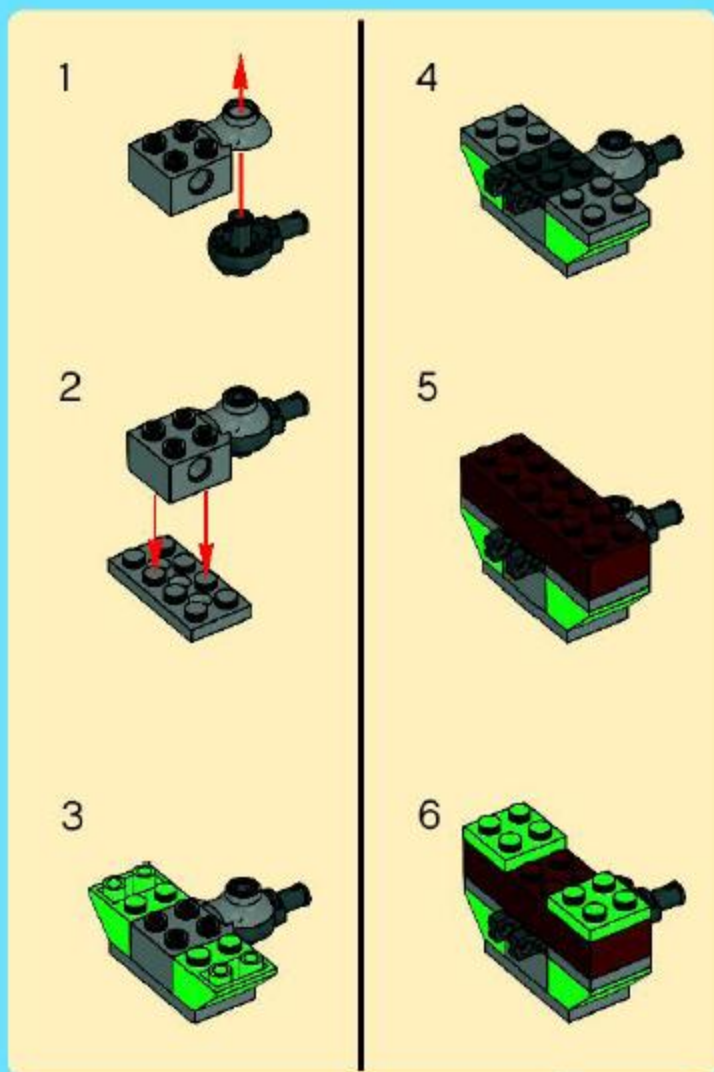


2





15





1x



1x

16



2x




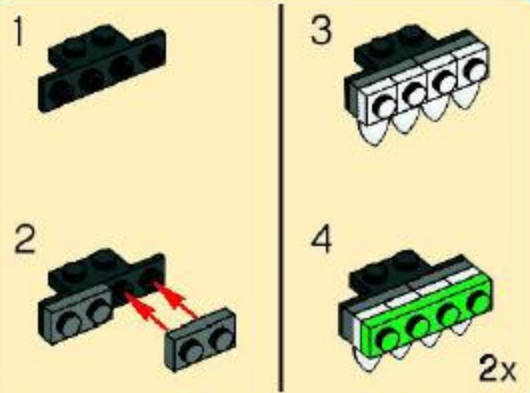
1x

17

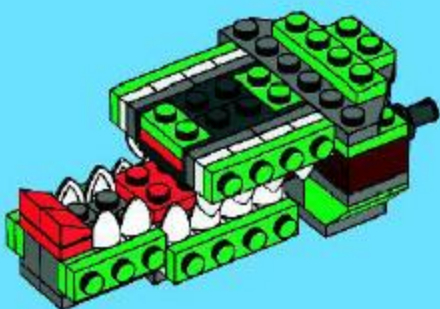




18



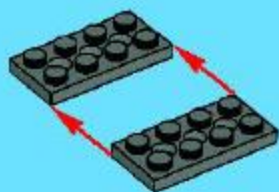
19





2x

1



1x

2



1x



1x

3





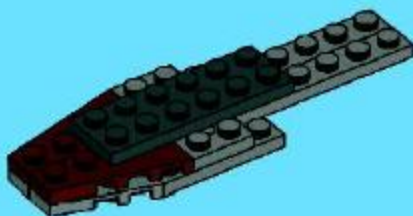
4



5



6



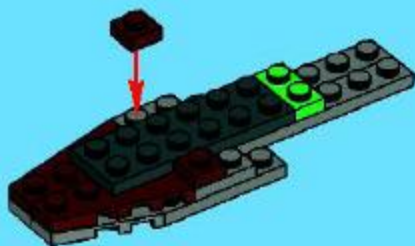


2x

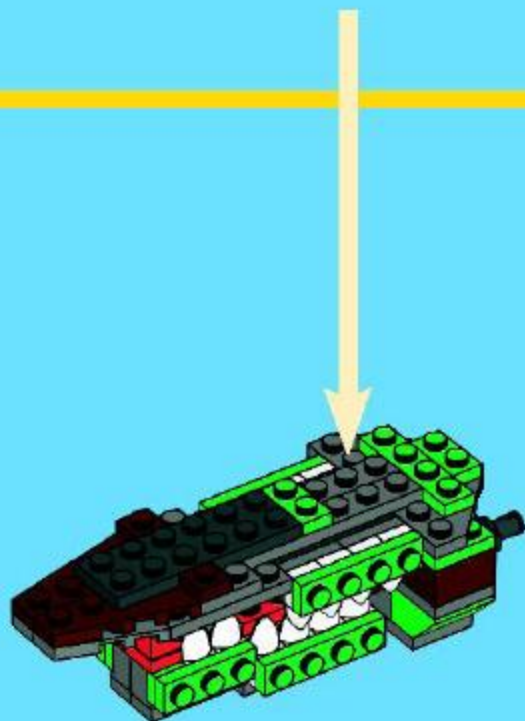


1x

7



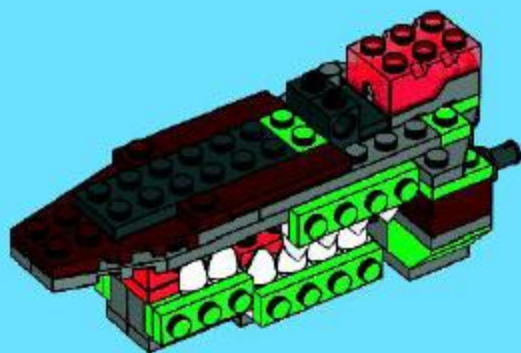
8





2x

11

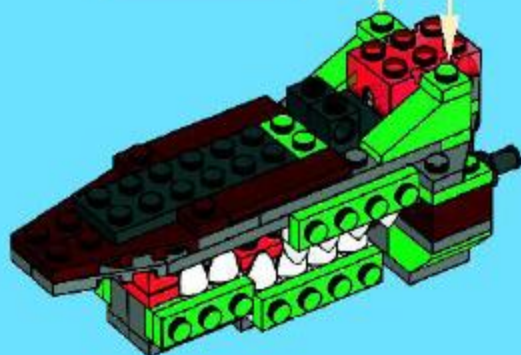
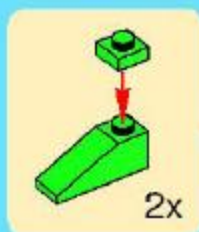


2x



2x

12



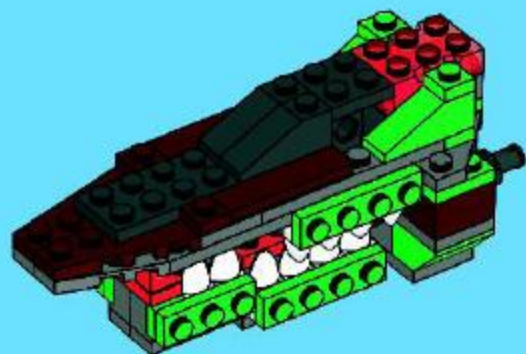


1x



2x

13



2x

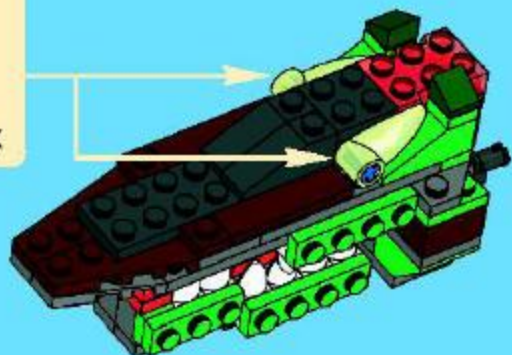
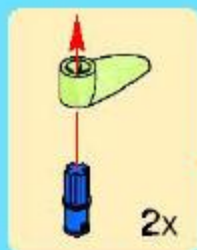


2x



2x

14





1x

1



1x

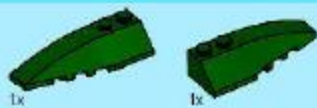
2



1x

3






4



5



6





1x



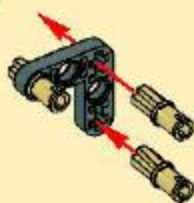
3x



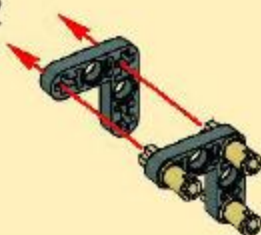
2x

7

1



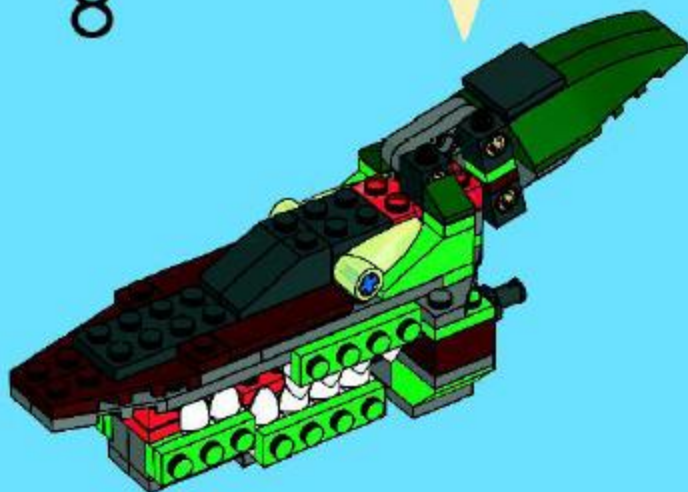
2



3



8



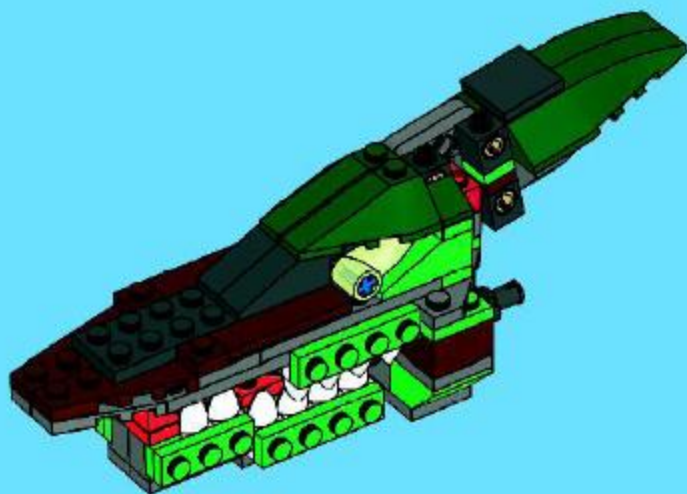


1x



1x

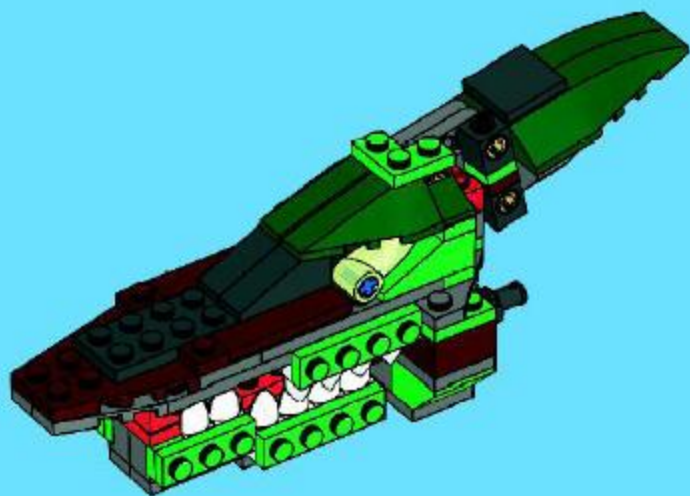
9





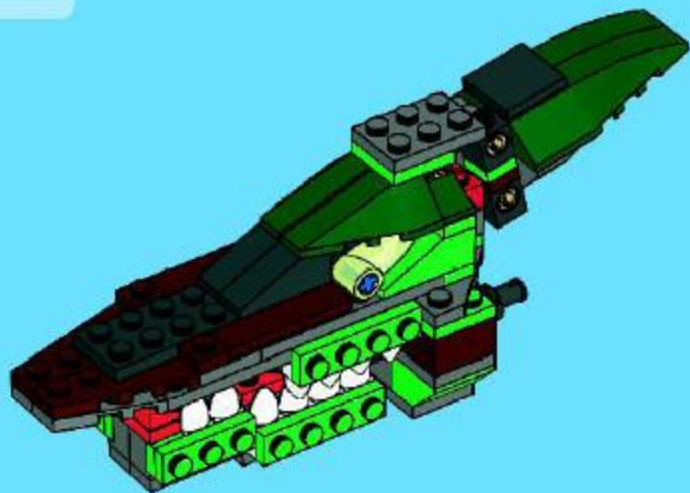
1x

10



1x

11



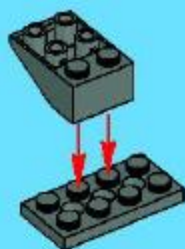


1x



1x

1



1x

2



4x


3





2x

4

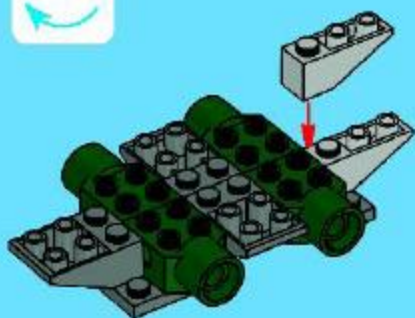


2x



1x

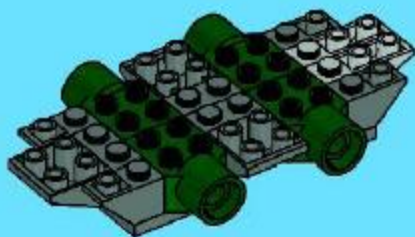
5





4x

6



1x

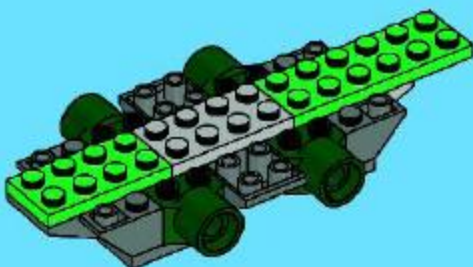


1x



1x

7





2x

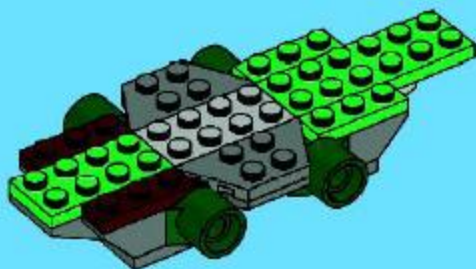


2x



2x

8



2x



1x



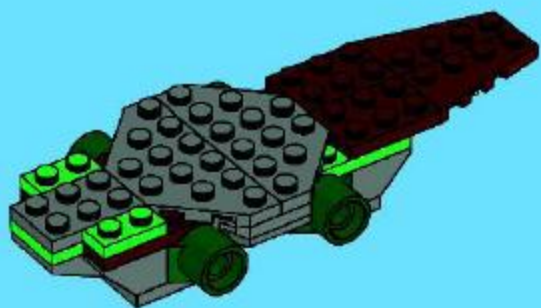
2x

9

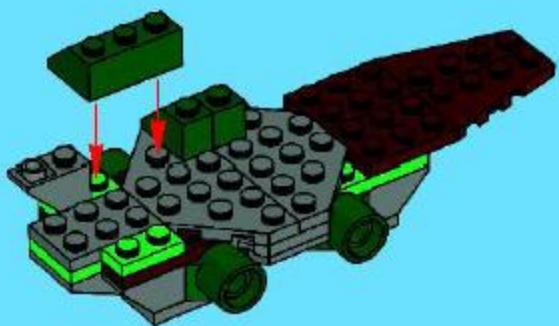


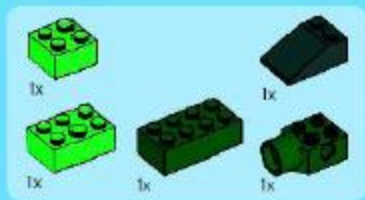


10

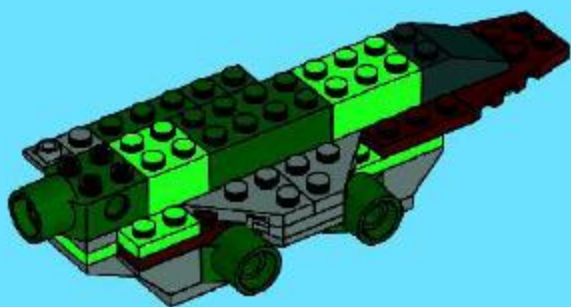


11





12




13






16



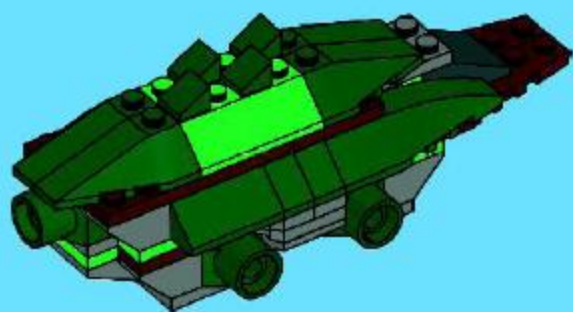
17



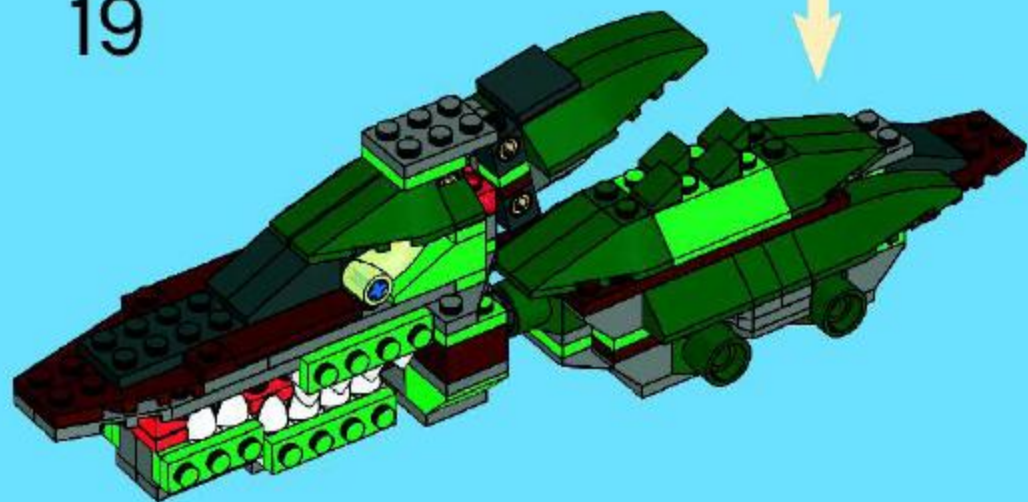


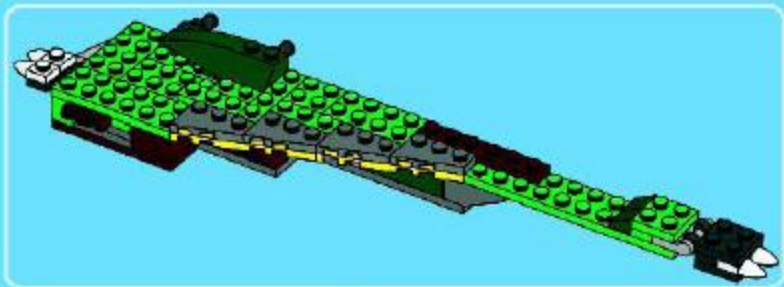
4x

18



19





1x



1x

1



1x


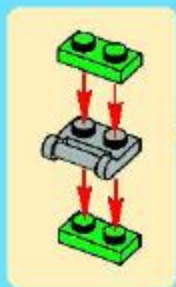


2x



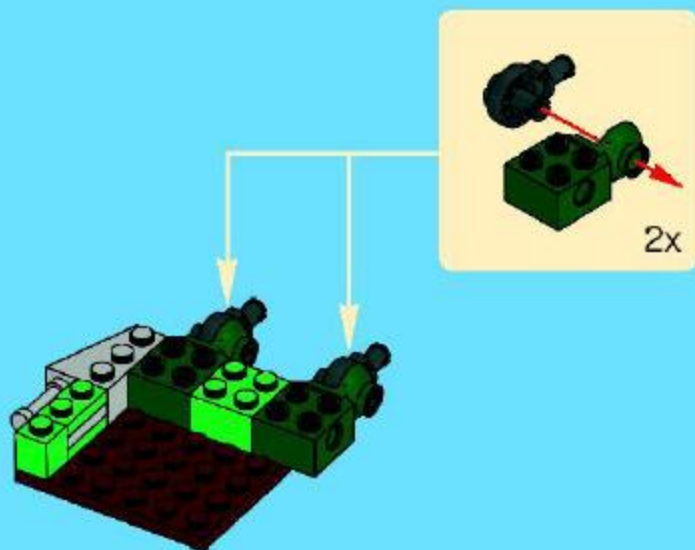
1x

2

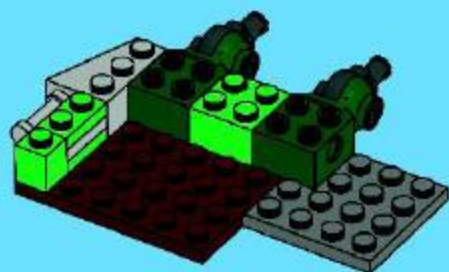


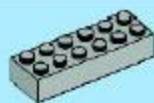


3



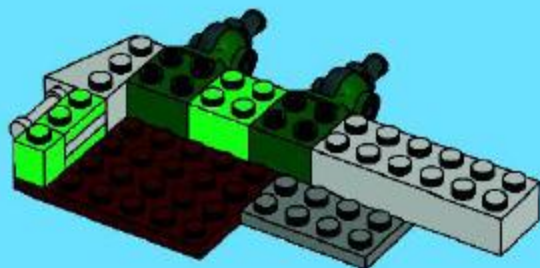
4





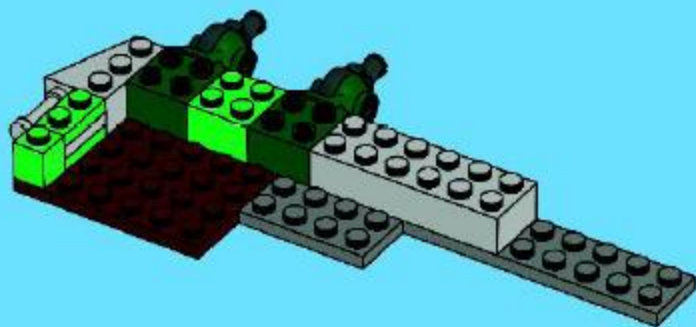
1x

5



1x

6



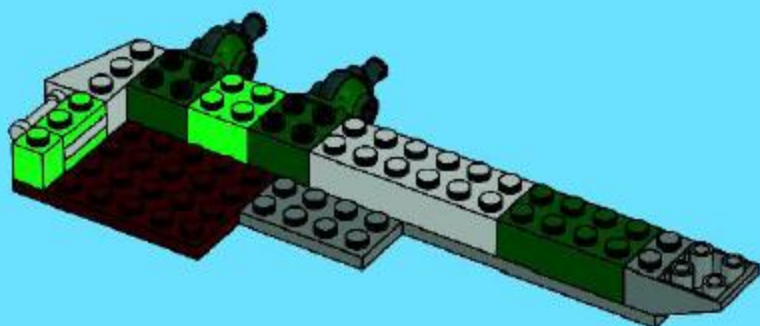


1x



1x

7



2x



1x



1x

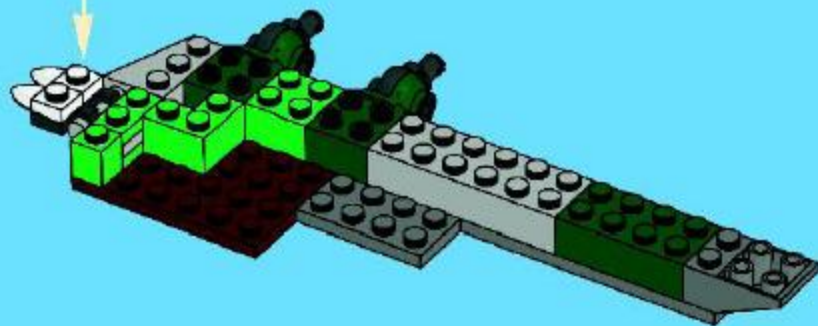
1

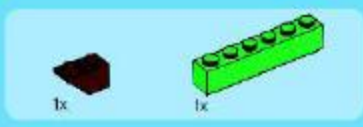


2

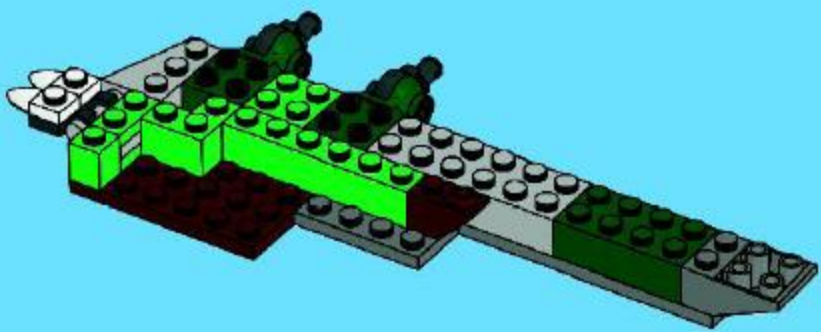


8

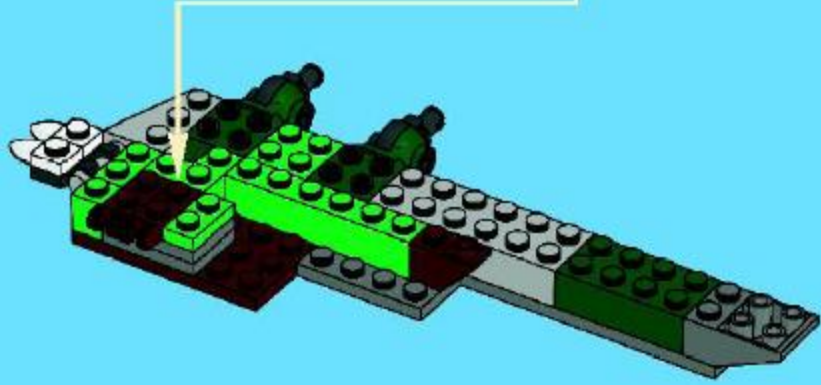
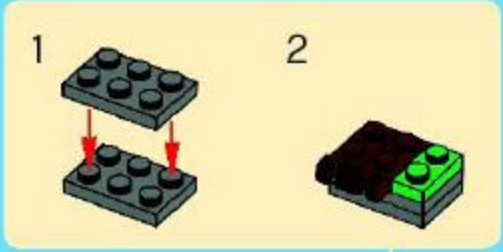




9



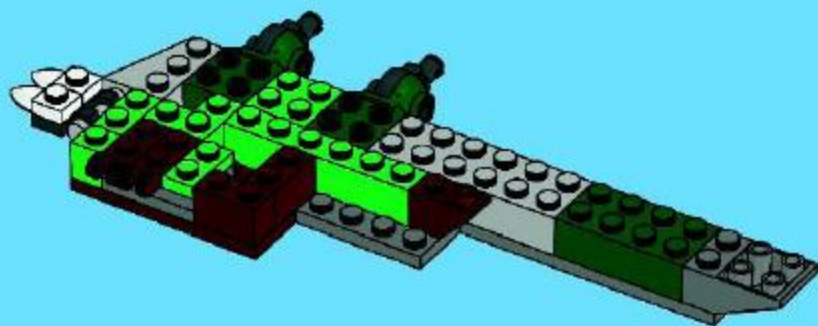
10





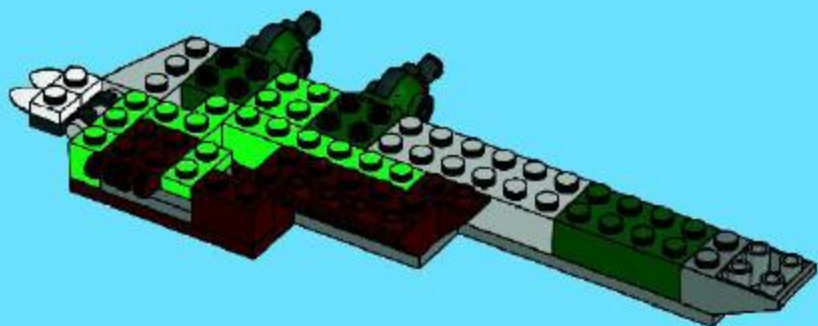
2x

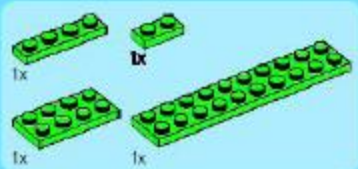
11




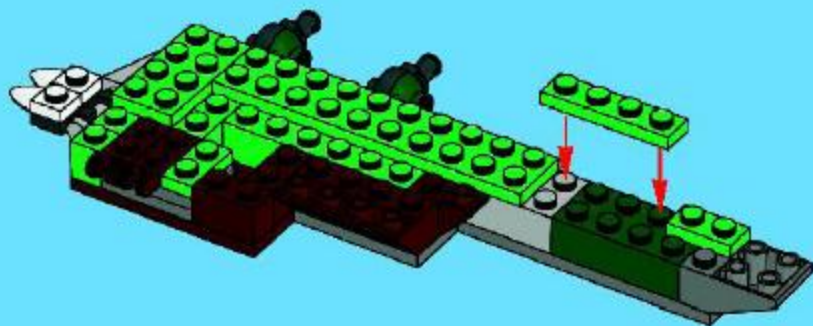
2x

12

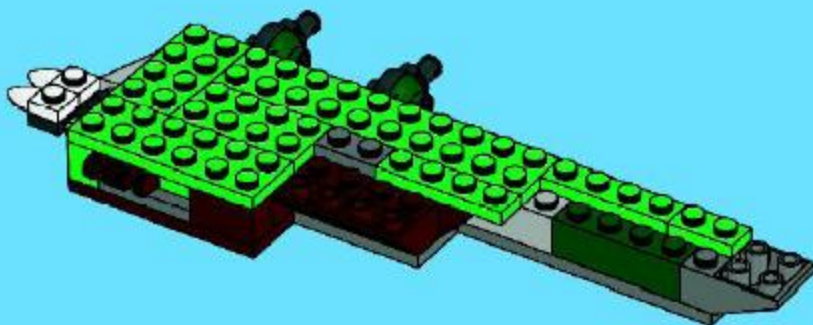




13

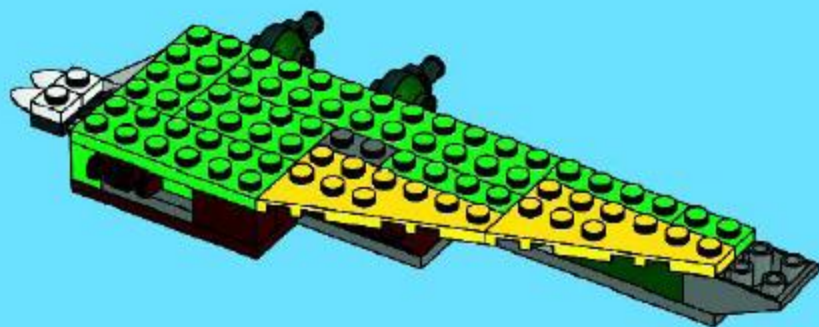


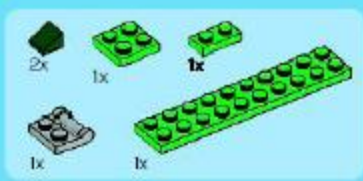
14



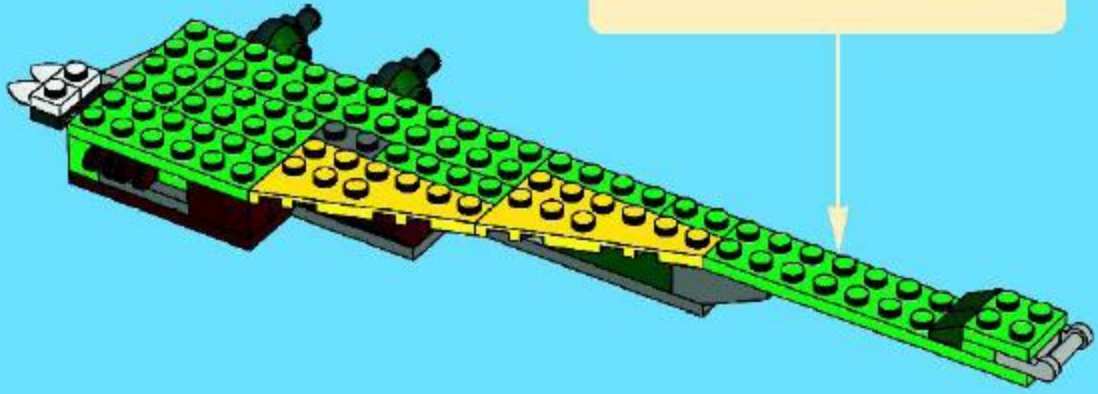
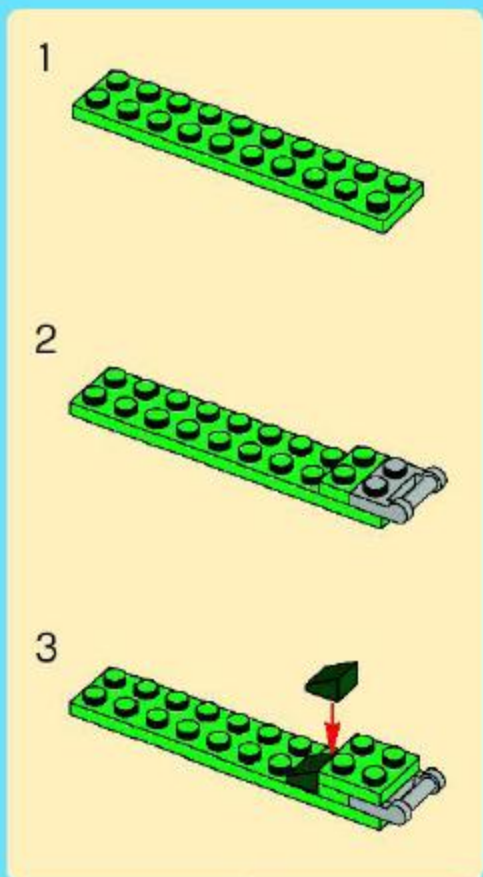


15





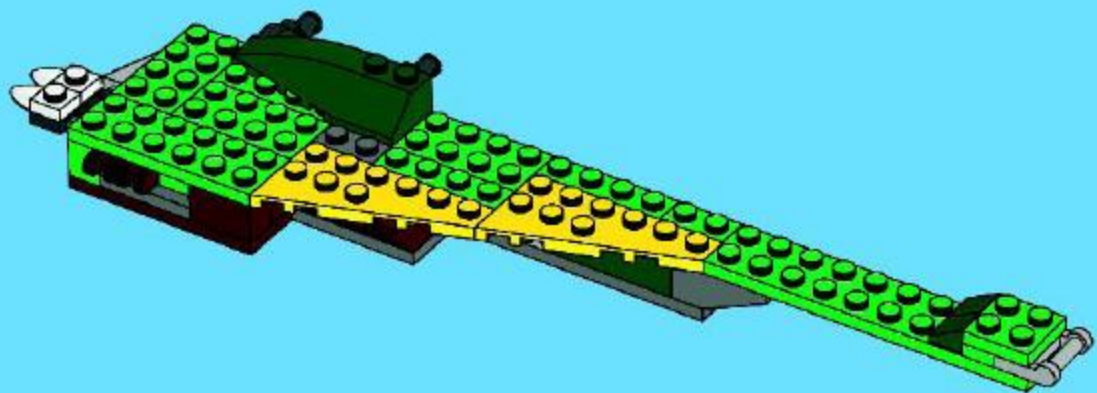
16





1x

17



1x



1x

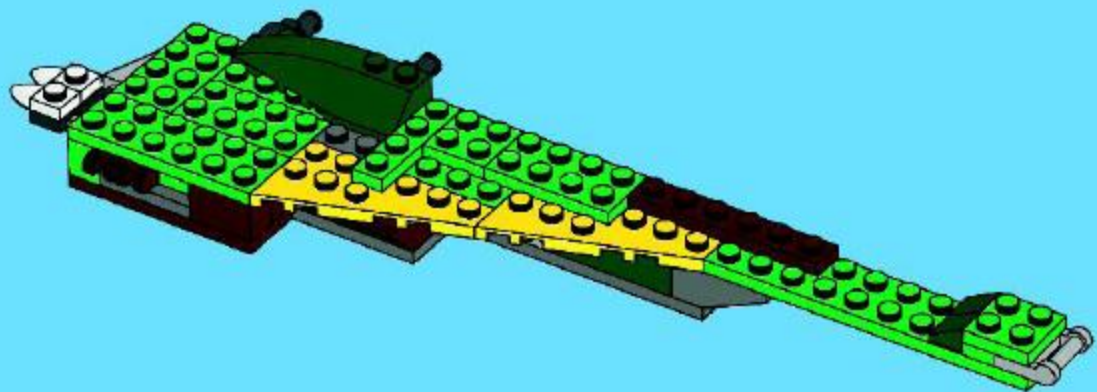


1x



1x

18



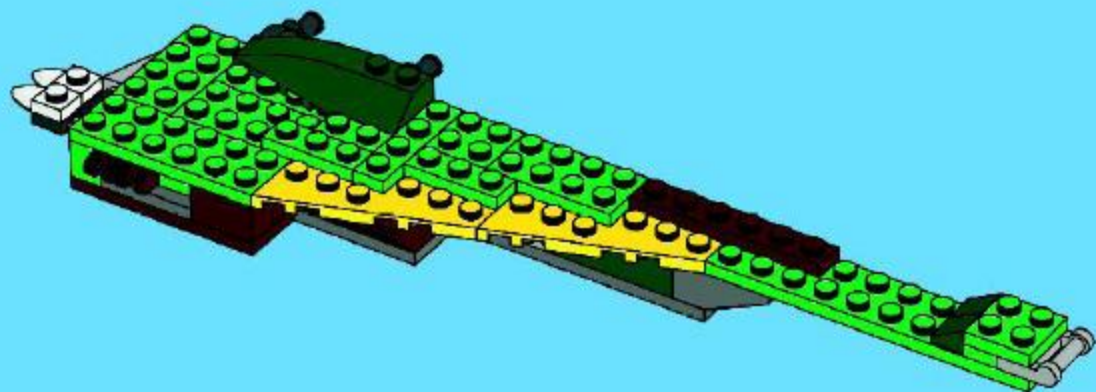


1x



2x

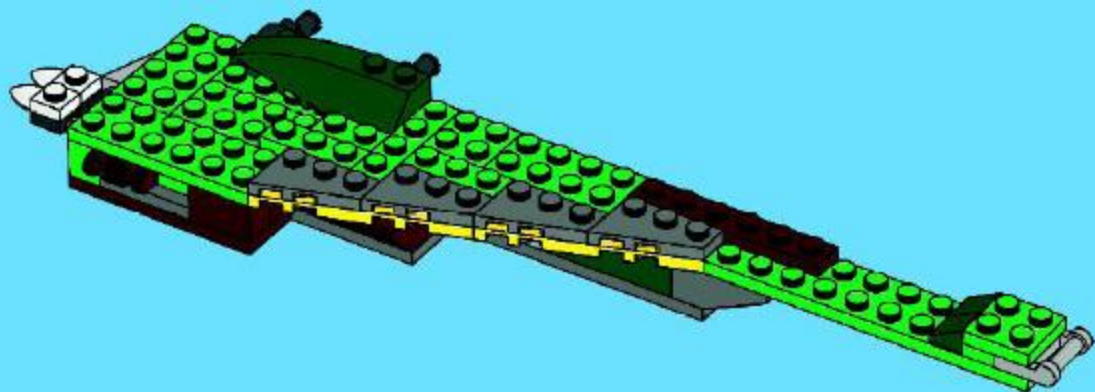
19





4x

20





2x



2x



1x

21

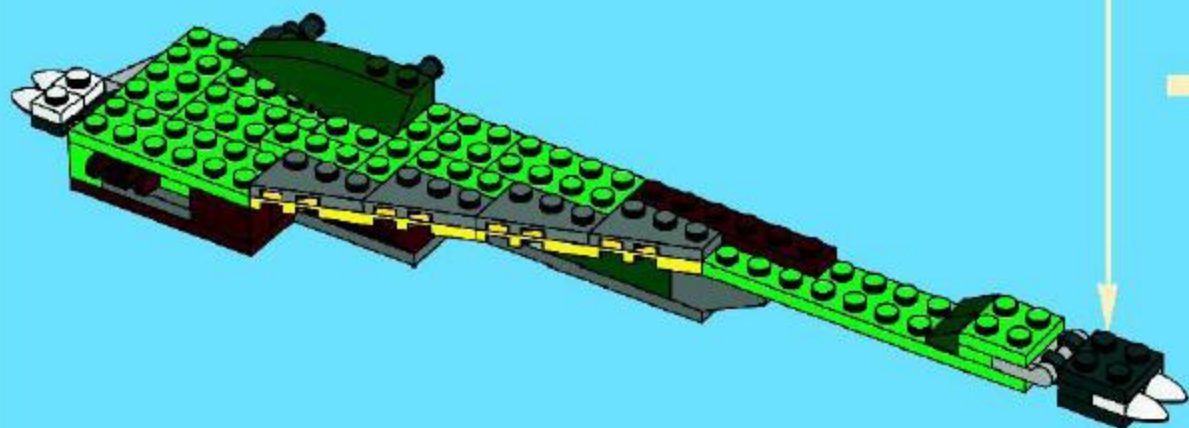
1



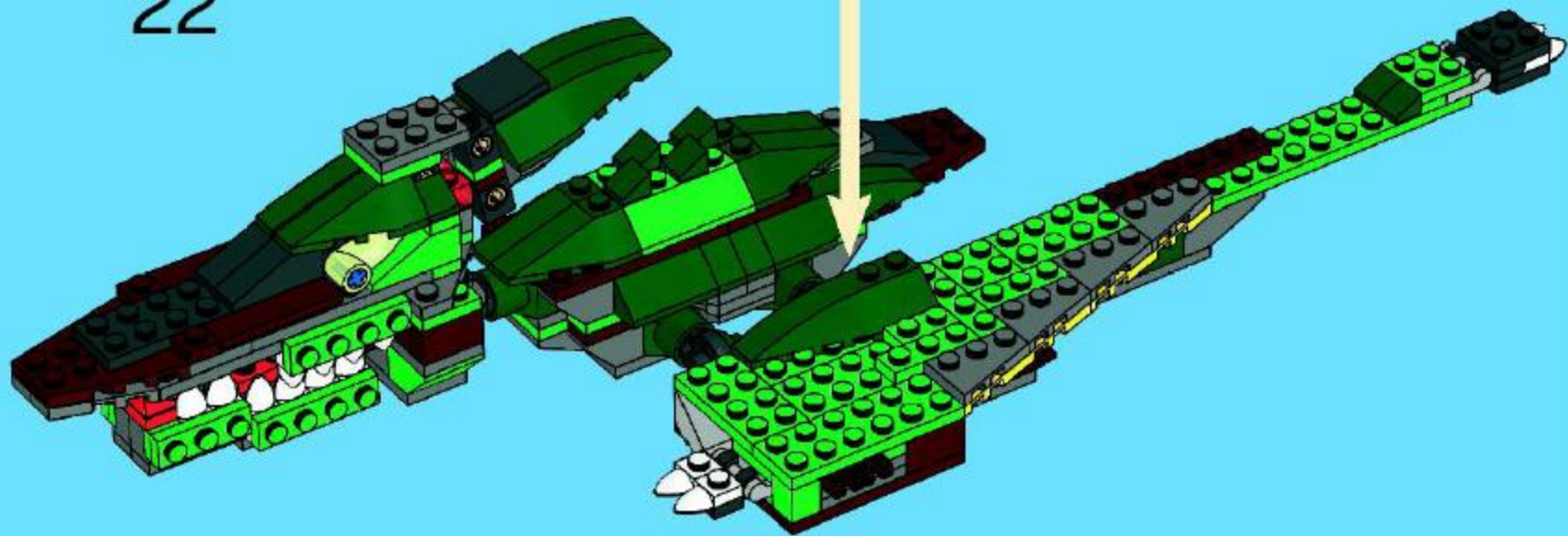
2

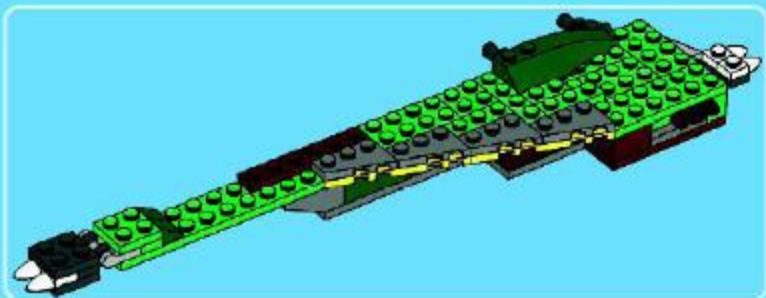


3




22





1x



1x

1



1x

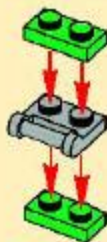



2x



1x

2





1x

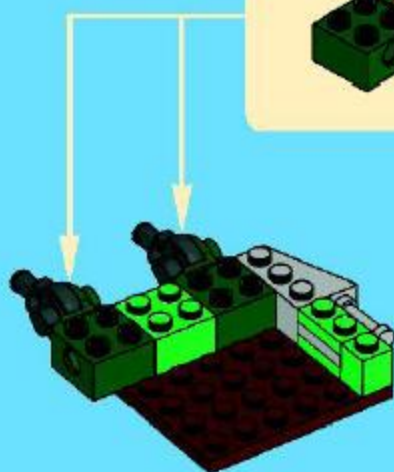
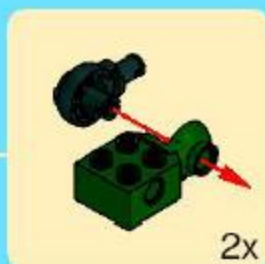


2x



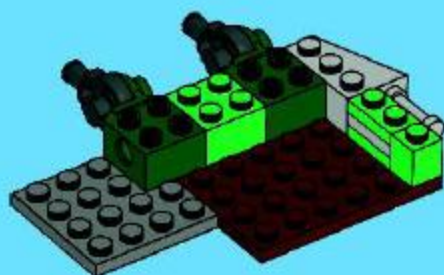
2x

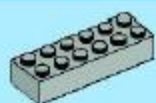
3



1x

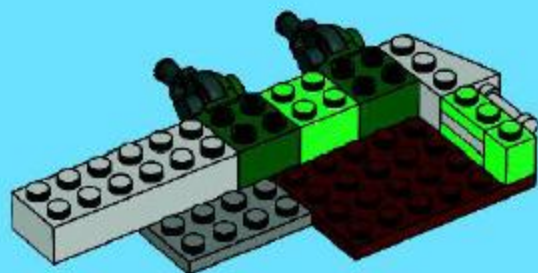
4





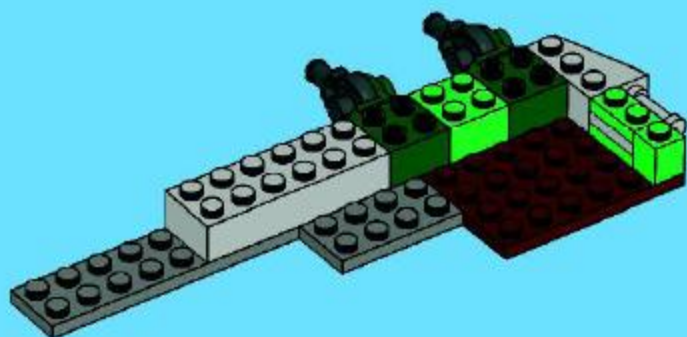
1x

5



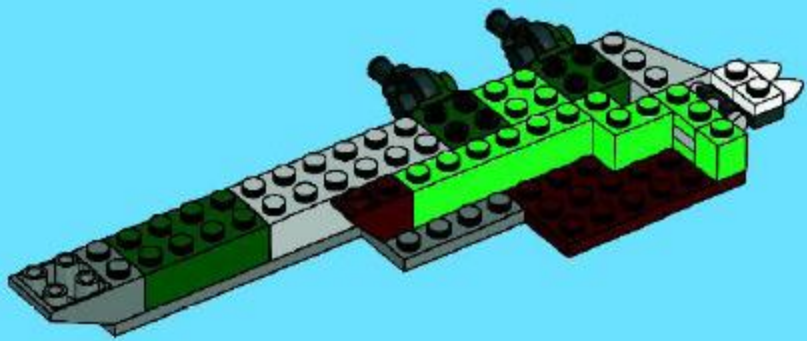
1x

6

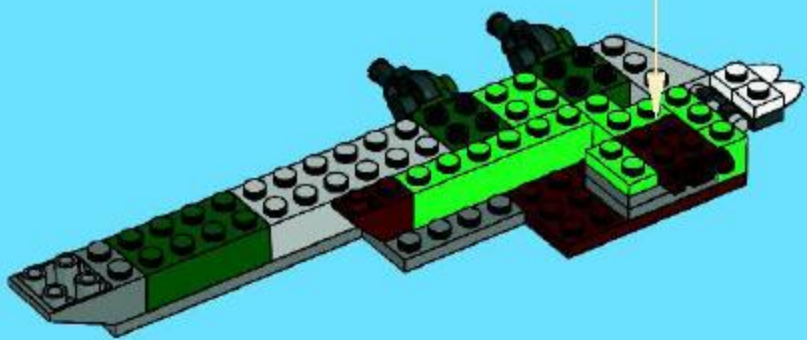
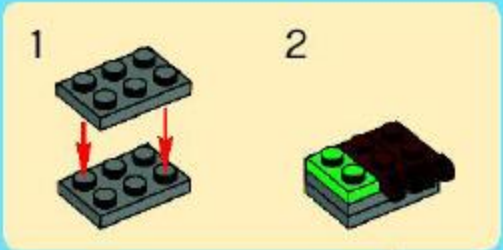




9



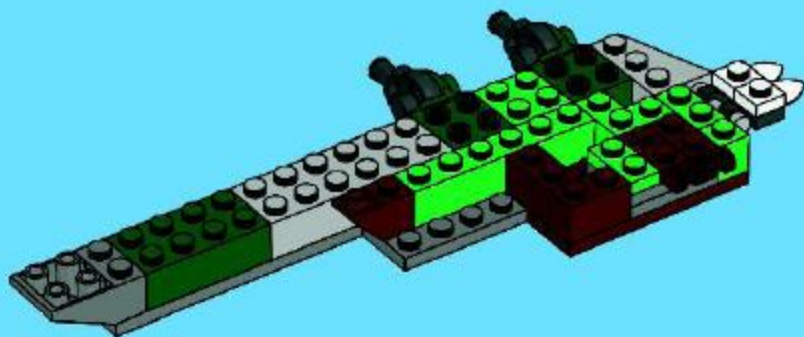
10





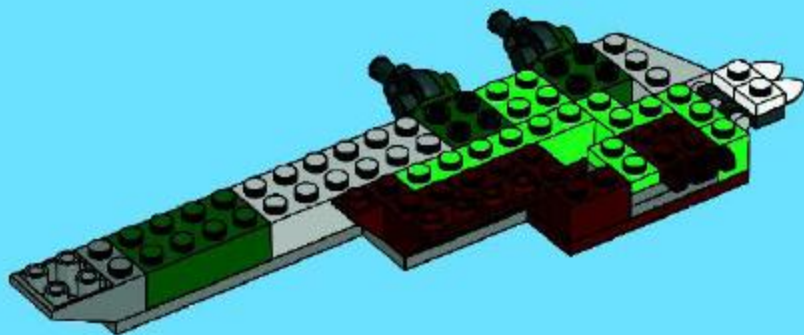
2x

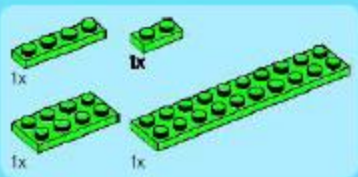
11



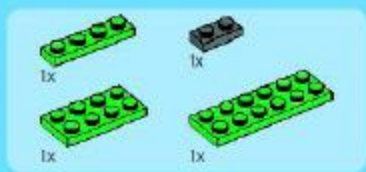
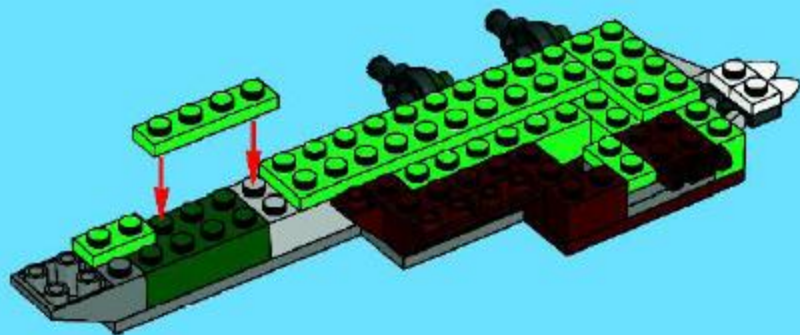
2x

12

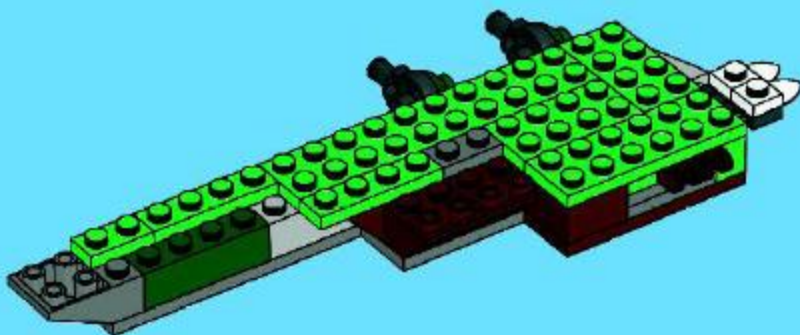




13



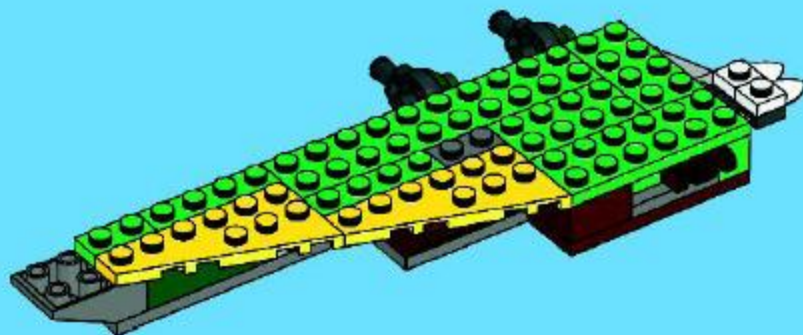
14

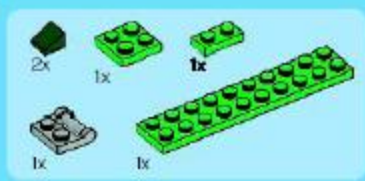




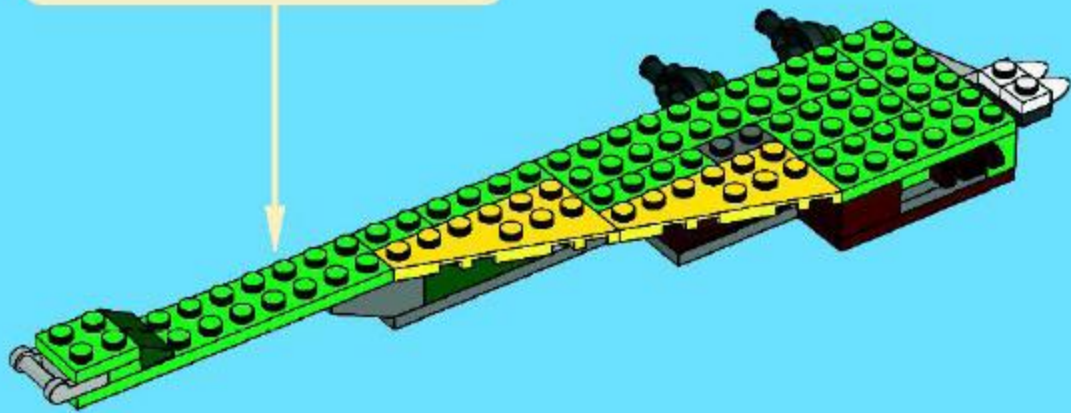
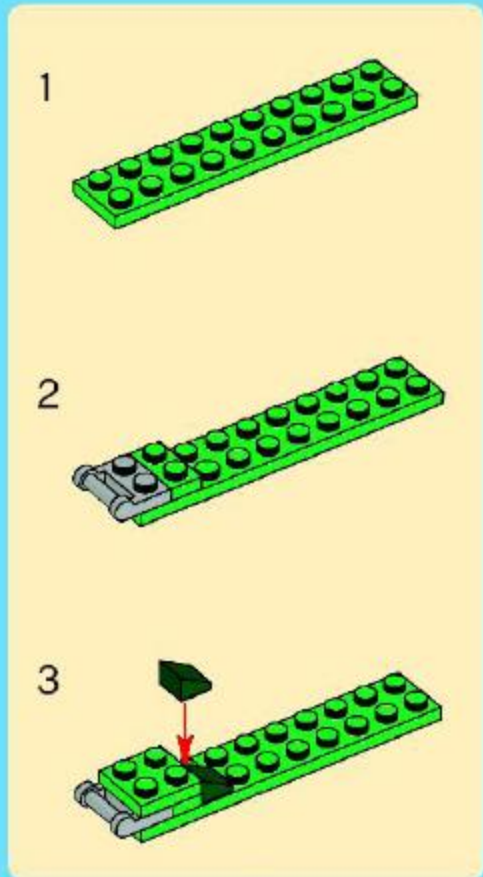
2x


15





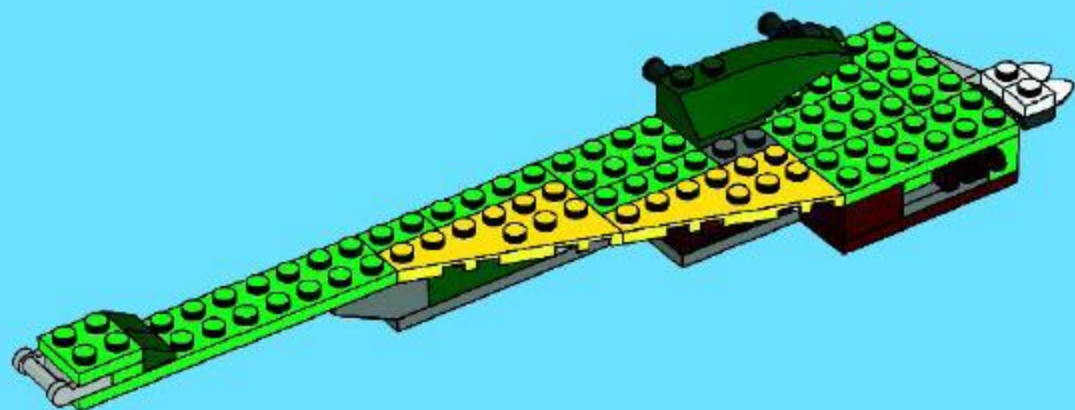
16

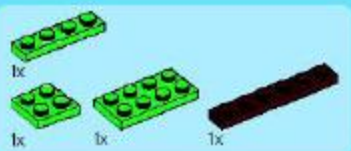




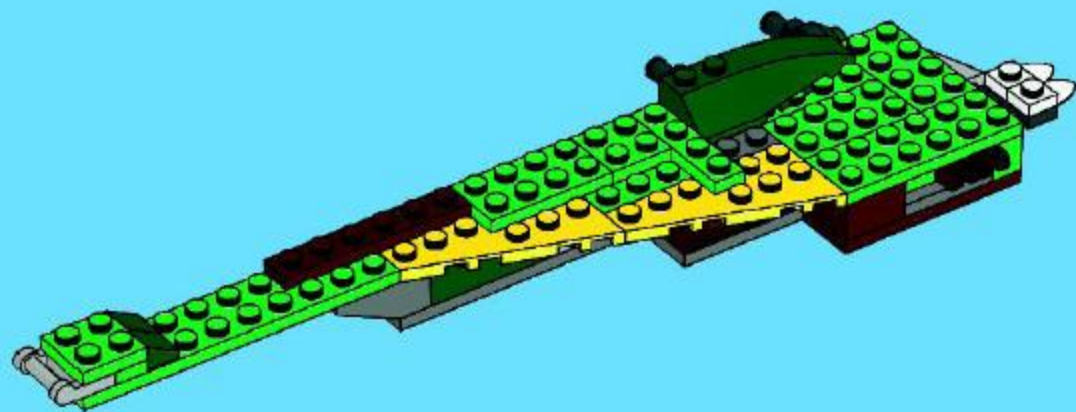
ix

17

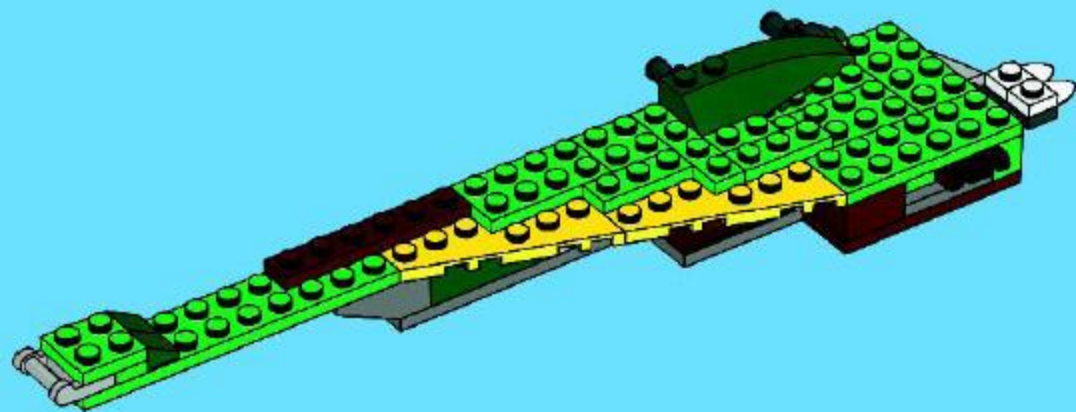




18

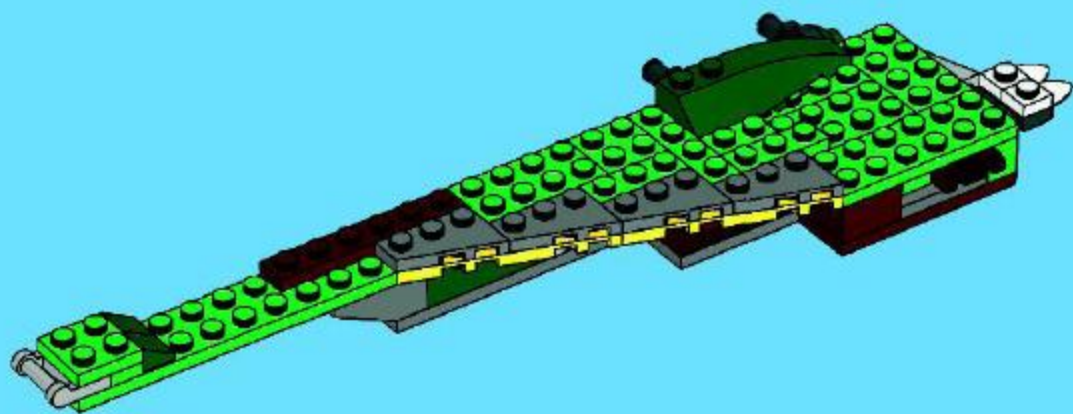


19





20





2x



2x



1x

21

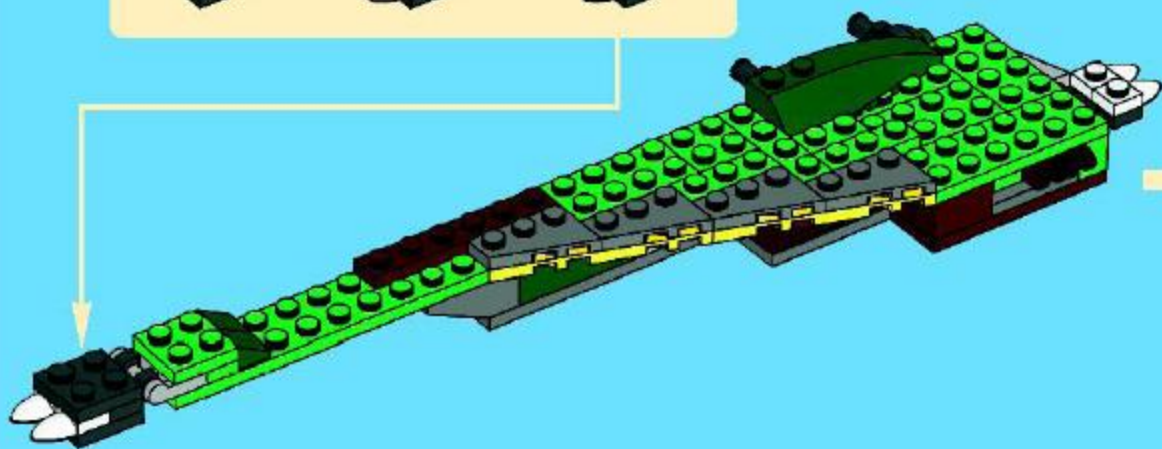
1



2

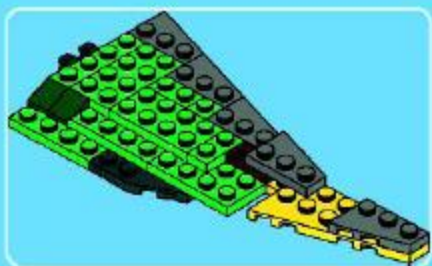


3




22





1x

1



1x



2x

2



2x



1x

3



1x

4





1x



1x

5

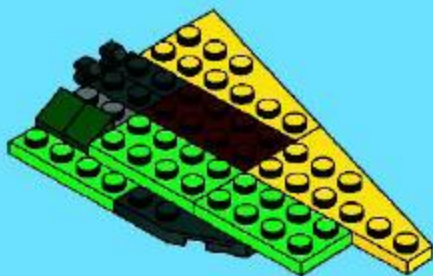


1x



1x

6



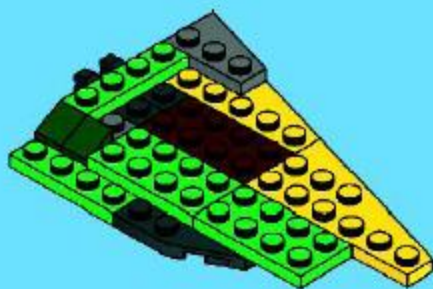


1x



1x

7



1x

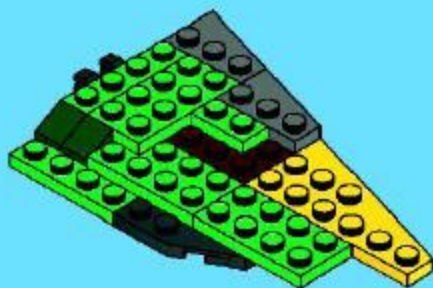


1x



1x

8



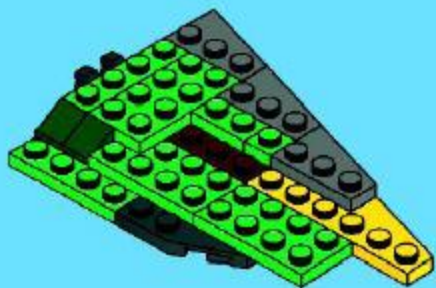


1x



1x

9



1x

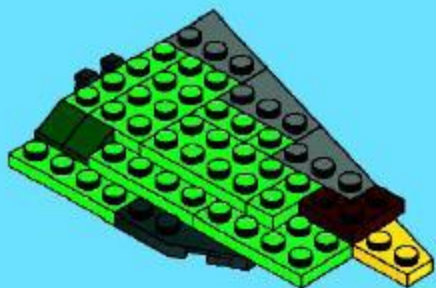


1x



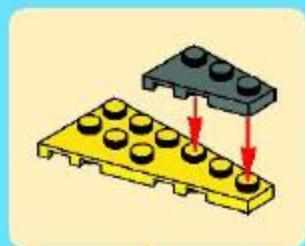
1x

10

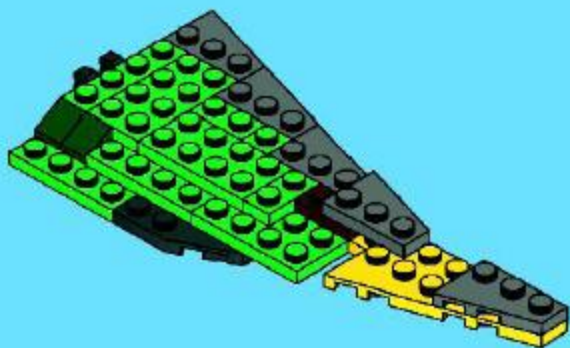





11

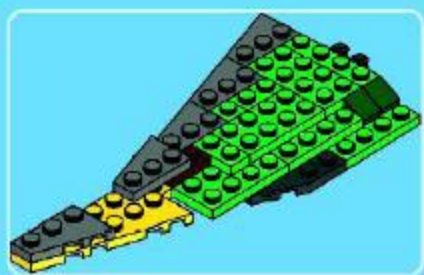


12



13





1x

1



1x



2x

2



2x

1x


3




1x

4



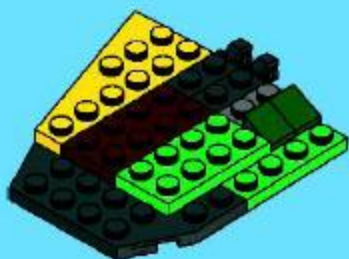


1x



1x

5

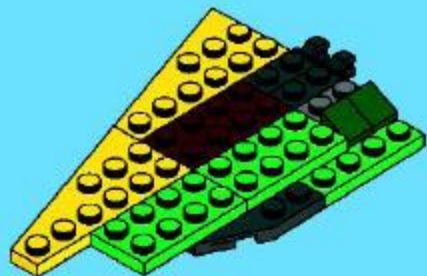


1x



1x

6



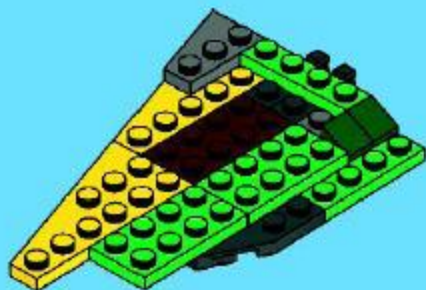


1x



1x

7



1x

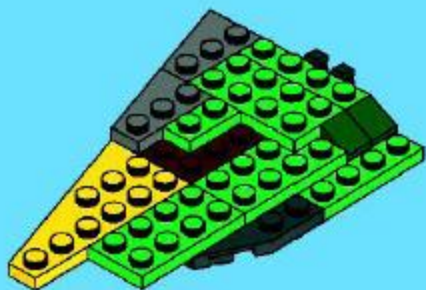


1x



1x

8



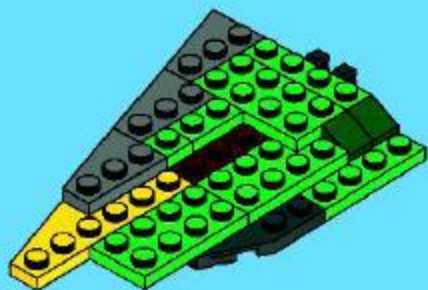


1x



1x

9



1x

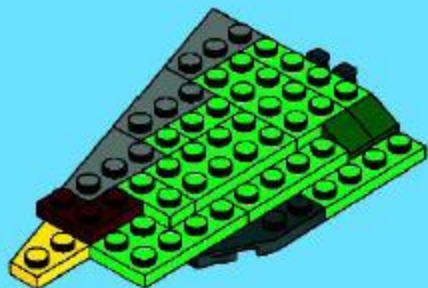


1x



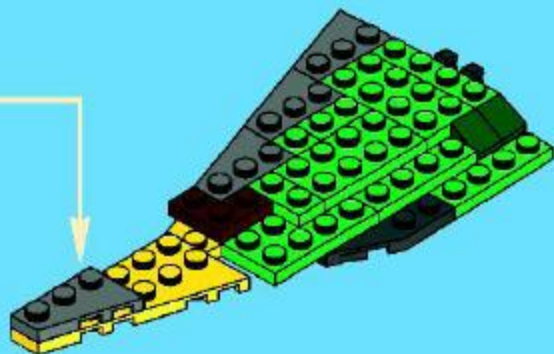
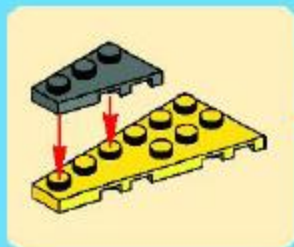
1x

10

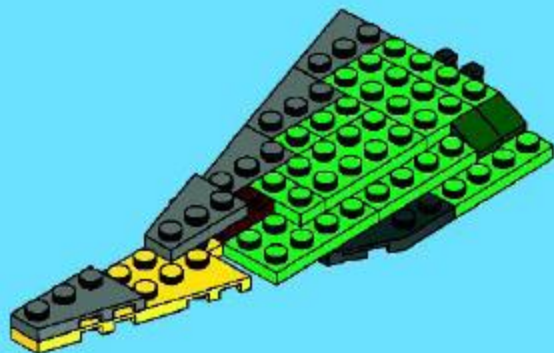


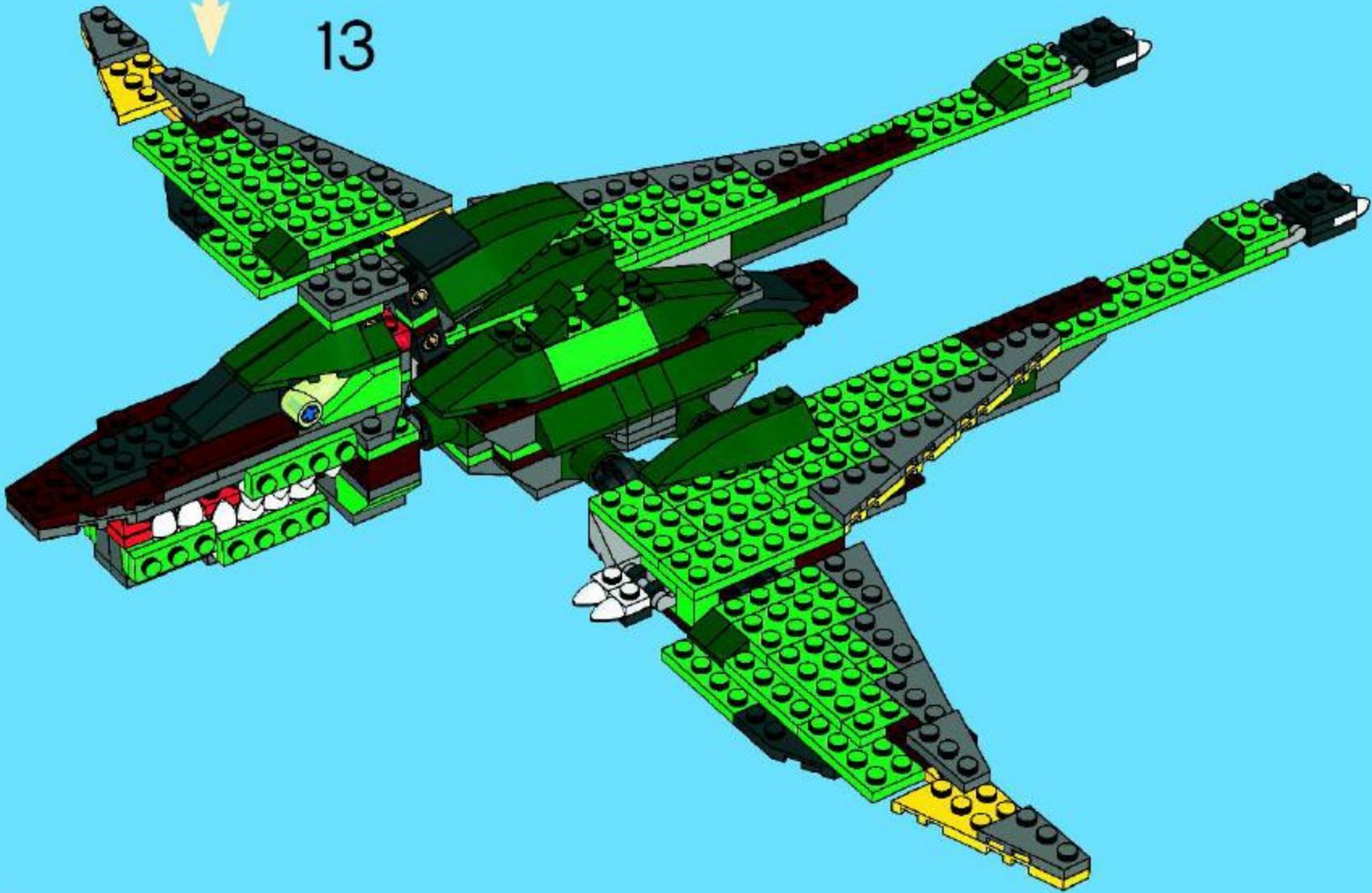


11



12





13



32x
4221792



2x
814601



4x
4509454



4x
4211242



10x
4211149



2x
4211225



4x
4211193



1x
4211185



2x
4211200



4x
4211257



2x
4211194



8x
4221744



6x
4521427



2x
4211152



3x
4221590



6x
4216696



4x
4211189



4x
4211186



2x
4205470



2x
4205469



2x
4217649



2x
4211222



2x
4284755



4x
4211197



8x
4211221



1x
4142866



1x
302321



1x
302021



1x
379521



2x
4504379



1x
4294909



2x
4208482



6x
4143006



5x
4186017



2x
4201616



6x
241924



6x
4179095



6x
4179094



4x
4260192



8x
4527076



6x
4527080



10x
4504381



6x
4262788



1x
300226



8x
4121716



6x
306928



4x
243126



2x
306826



9x
4213374



7x
302126



2x
393626



10x
4519849



6x
4163043



17x
302226



1x
379326



3x
4129572



2x
393726



6x
428626



2x
303928



7x
329826



10x
4278359



13x
654126



12x
300528



4x
4109679



6x
4112836



3x
4111844



4x
300328



4x
4109674



4x
4125281



2x
4157120



6x
302428



32x
302328



6x
4107758



14x
371028



4x
363228



11x
302228



2x
403228



15x
302028



3x
379528



2x
4116671



6x
4121969



6x
4107637



6x
303928



2x
4142717



3x
4141737



Customer Service

Kundenservice

Service Consommateurs

Servicio Al Consumidor

www.lego.com/service or dial



: 00800 5346 5555

: 1-800-422-5346



Upload your own model

LEGO® Creator gives you instructions for 3 great models in every box! What can you create? Make your own model and upload it to the online Creator gallery. Check out all of the Creator models and downloads on our cool site. You can also ask a designer a question and find out what's going on in the Creator blog. Check it out at www.LEGO.com/Creator.

Lade dein eigenes Modell hoch

Bei LEGO® Creator hast du in jedem Set Anleitungen für drei tolle Modelle! Kannst du noch mehr mit den Bausteinen machen? Erfinde dein eigenes Modell und lade es online hoch in die Creator-Galerie. Schau dir alle Creator-Modelle und Downloads auf unserer coolen Website an. Du kannst auch einen Designer fragen und herausfinden, was gerade in der Creator-Welt passiert. Besuche uns unter www.LEGO.com/Creator.

Télécharge tes propres modèles

Chaque boîte LEGO® Creator contient des instructions de montage pour construire 3 modèles passionnants ! Tu ne crois-tu pas que tu pourrais en faire d'autres ? Télécharge et expose ta propre construction dans la galerie en ligne de notre Creator. Tu vas découvrir tous les modèles Creator et les super trucs d'icône à télécharger sur le site www.LEGO.com/Creator. Tu peux même poser des questions aux concepteurs et savoir ce qui se passe dans la Creator.

Envía tu propio modelo

LEGO® Creator contiene instrucciones para 3 fantásticos modelos en cada caja! ¿Qué puedes crear? Crea tus propios modelos y envíalos a la galería en línea de Creator. Verá en todos los modelos y descargas Creator en nuestra sitio web. También podrás hacer preguntas a un diseñador e investigar los últimos novedades de el blog de Creator. Compruébalo en www.LEGO.com/Creator.

Faz a upload do teu modelo

LEGO® Creator dá-te instrucións para 3 fantásticos modelos en cada caixa! ¿Que podes crear? Crea tú os propios modelos e fáce a upload do mesmo para a galería online Creator. Consulta todos os modelos Creator e podes descargar de download en sítio super-interesante sito. Também podes colocar nos questions a un designer e descubrir o que se passa no blog Creator. Vai já a www.LEGO.com/Creator.

Tedd fel a petra saját: Modellbörse!

Minden LEGO® Creator-hoz 3 remek modell készíthető! Lehet még többet is készíteni a készletből? Készíts saját modellt és tedd fel a Creator galériába. Itt megismerheted a legújabb Creator modelleket, letelephetsz a Creator blogra és megkérdezhetsz a tervezőktől. Nézzél meg nálunk! www.LEGO.com/Creator.

www.LEGO.com/Creator





4958

+ power functions



4993



4956



4998

+ power functions



4997



club™



FREE LEGO Magazine • GRATUIT • GRATIS LEGO Magazin



Join Today!
Abonne-toi dès aujourd'hui!

Meld je nu aan!

Jetzt anmelden!



US & Canada only

1-866-534-6258

1-877-518-5346

(en français)

00800 5346 5555



www.LEGOclub.com

**VISIT THE WORLD'S
BIGGEST LEGO® SHOP!**
www.LEGOshop.com



WIN LEGO® PRODUCTS

No purchase necessary.
Open to residents of all countries where
not prohibited.
Go to www.lego.com for official rules and details.

WIN LEGO® PRODUCTEN

Kopen niet nodig.
Open voor alle leeftijden, en in alle landen
waar geen verbod geldt.
Ga naar www.lego.com voor officiële regels en details.

GEWINNE LEGO® PRODUKTE

Die Teilnahme am Gewinnspiel führt zu
keinerlei Kaufverpflichtungen.
Sie können in allen nicht ausgeschlossenen
Ländern teilnehmen.
Die offiziellen Regeln und nähere Informationen
finden Sie unter www.lego.com.

GAGNE DES PRODUITS LEGO®

Aucun achat n'est nécessaire.
Ouvert à tous les âges et aux résidents de
tous les pays, sauf en cas d'interdiction.
Rendez-vous sur www.lego.com pour obtenir plus
de détails et le règlement officiel.

レゴ®製品を「当てよう」

購入は不要です
禁止されていない限り、あらゆる
年代およびあらゆる国の居住者の
方々にご利用いただけます。
公認規則および詳細につきましては、
www.lego.comをご覧ください

